



Z
ZRICKS

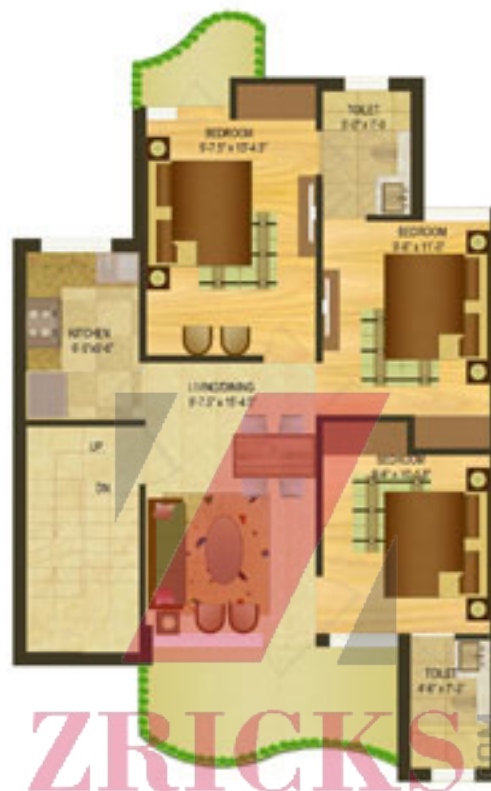
MY FLOOR
B-58/9 TO 26



TRICKS
COM



GROUND FLOOR PLAN

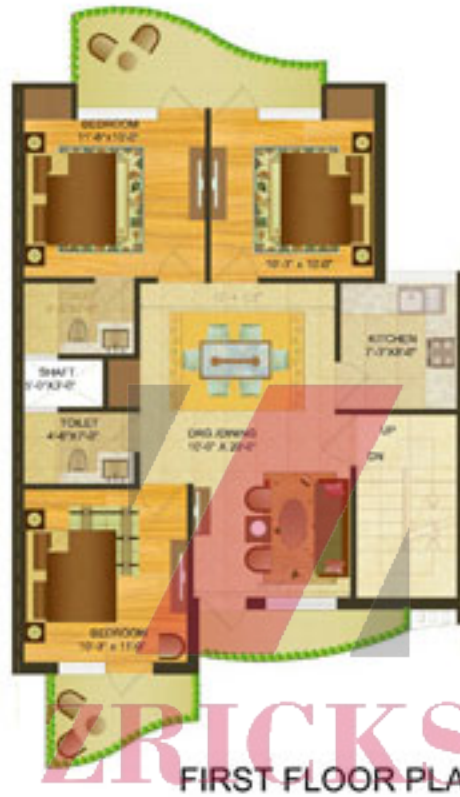


FIRST FLOOR PLAN

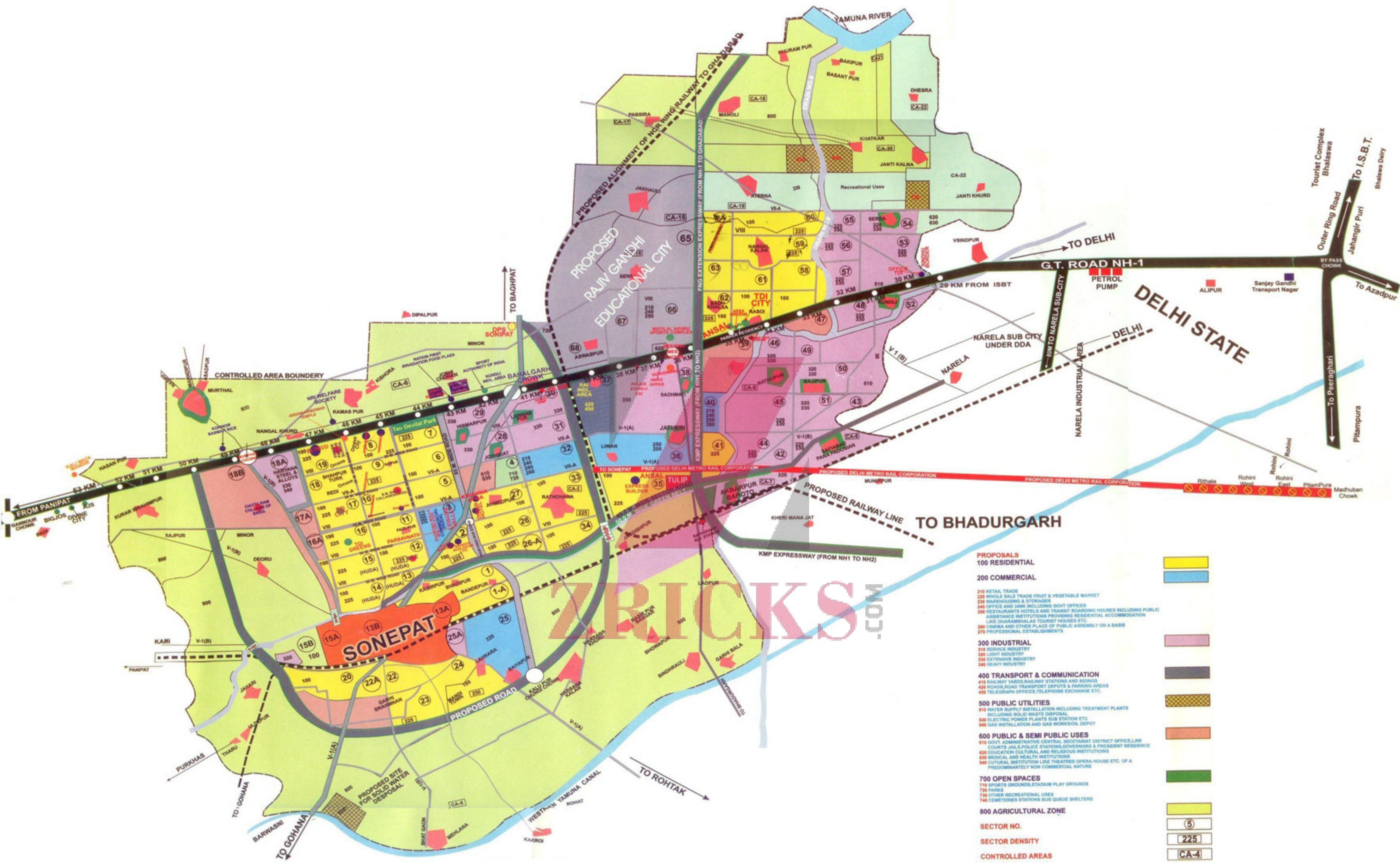


TERRACE PLAN

PLOT SIZE 27' - 1/2" X 60' - 0"		180 SQ. YRD
Floor	Unit area (sq.ft.)	
GF	824.97	
FF	824.97	
SF	824.97	

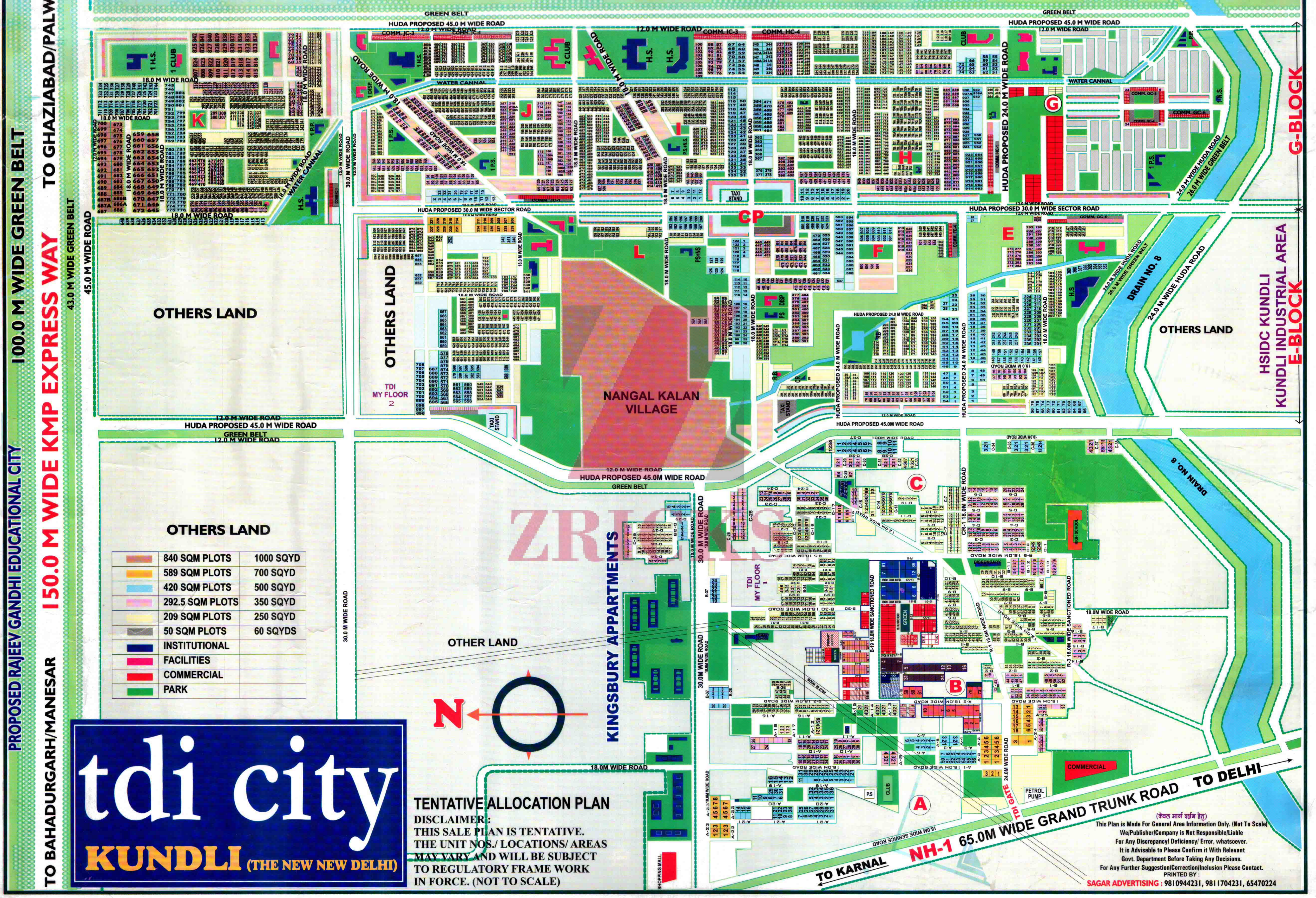


PLOT SIZE	
28' - 3" X 62' - 4"	200 SQ.YRD
Floor	Unit area (sq.ft.)
GF	897.14
FF	897.14
SF	897.14



ZTRICKS.COM

K-BLOCK J-BLOCK I-BLOCK H-BLOCK G-BLOCK



100.0 M WIDE GREEN BELT

TO GHAZIABAD/PALWAL TO BAHADURGARH/MANESAR

43.0 M WIDE GREEN BELT

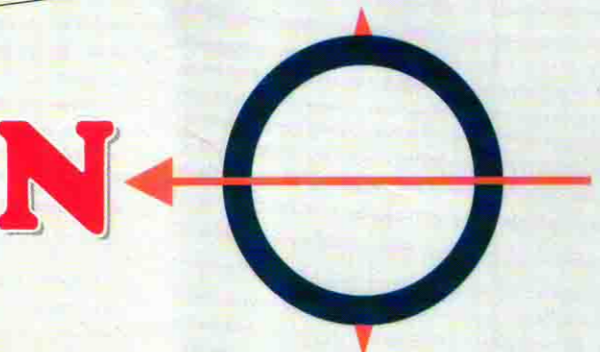
45.0 M WIDE ROAD

OTHERS LAND

12.0 M WIDE ROAD
HUDA PROPOSED 45.0 M WIDE ROAD
GREEN BELT
12.0 M WIDE ROAD

OTHERS LAND

840 SQM PLOTS	1000 SQYD
589 SQM PLOTS	700 SQYD
420 SQM PLOTS	500 SQYD
292.5 SQM PLOTS	350 SQYD
209 SQM PLOTS	250 SQYD
50 SQM PLOTS	60 SQYDS
INSTITUTIONAL	
FACILITIES	
COMMERCIAL	
PARK	



KINGSBURY APARTMENTS

NANGAL KALAN VILLAGE

tdi city
KUNDLI (THE NEW NEW DELHI)

TENTATIVE ALLOCATION PLAN
DISCLAIMER:
THIS SALE PLAN IS TENTATIVE.
THE UNIT NOS./ LOCATIONS/ AREAS
MAY VARY AND WILL BE SUBJECT
TO REGULATORY FRAME WORK
IN FORCE. (NOT TO SCALE)

TO KARNAL NH-1 65.0M WIDE GRAND TRUNK ROAD TO DELHI

(केवल मार्ग दर्शन हेतु)
This Plan is Made For General Area Information Only. (Not To Scale)
We/Publisher/Company is Not Responsible/Liable
For Any Discrepancy/Deficiency/ Error, whatsoever.
It is Advisable to Please Confirm it With Relevant
Govt. Department Before Taking Any Decisions.
For Any Further Suggestion/Correction/Inclusion Please Contact.
PRINTED BY:
SAGAR ADVERTISING : 9810944231, 9811704231, 65470224

Prop. 100 m wide Express way

To Sonapat

District Centre

Transport Nagar

Drain

tdi city

N.H. 1 (G.T. Road)

Narela

Sanjay Gandhi Transport Nagar

Badli

Rohini

Madhuban Chowk

Azadpur

Bhalswa Dairy

Tourist Complex Bhalswa

Singhu Border

Outer Ring Road

Jahangir Puri

HARYANA

DELHI



Map not to scale



SPECIFICATION FOR INDEPENDENT FLOOR AT TDI CITY, KUNDLI

WALL FINISH	Living/Dining Bed Rooms	Painted in Oil Bound Distemper / Dry Distemper
	Staircase Area External Façade	Oil Bound Distemper / Dry Distemper Textured Paint Finish/Exterior Emulsion.
FLOORING	Living/Dining	Vitrified Tiles / Ceramic Tiles
	Bed Rooms	Laminated Wooden Flooring/Vitrified/Ceramic Tiles
	Kitchen	Ceramic Tiles
	Toilets	Ceramic Tiles / Anti Skid Tiles
	Balcony	Anti Skid Ceramic Tiles / Chequered Tiles
	Open Area	Chequered Tiles / Inter Locking Pavers
DADO	Kitchen/Toilets	Ceramic Tiles / Glazed Tiles
COUNTERS	Kitchen	Granite / Marble Counter with Single Bowl S.S. Sink
	Toilets	Granite / Marble Counter
SANITARY WORK	Kitchen/Toilets	P.V.C. / PPR – ISI Mark or equivalent
SANITARYWARE	Toilets	White Sanitaryware (Cera or equivalent)
C.P. FFITTING	Kitchen/Toilets	Contemporary Styled C.P. Fitting (ISI Mark)
DOORS & WINDOWS	Windows	Aluminum / UPVC / Wooden (Champ)
	Door/Window Frames	Seasoned hardwood frames-Yellow / Red Mirandi Wood
	Door Shutters	Painted / Flush doors ISI mark or equivalent
ELECTRICAL		PVC ISI mark Conducting, Copper electrical wiring for all light/Power fittings. Modular Switches / plates (ISI Mark)
EXTERNAL AREA		Organized green landscaped areas, Adequate open area lighting.