



ZRICKS.COM

ZRIKHA 2



ZRICKS.COM



GROUND FLOOR PLAN



FIRST FLOOR PLAN



TERRACE PLAN



GROUND FLOOR PLAN



FIRST FLOOR PLAN



TERRACE PLAN

10.0 M WIDE SERVICE ROAD

30.0 M WIDE ROAD

10.0 M WIDE SERVICE ROAD

MAIN ENTRY

ENTRY

12.0 M WIDE SERVICE ROAD

45.0 M WIDE ROAD

30M WIDE GREEN BELT

COMMERCIAL
200 SQYDS. FLOORS = 150
250 SQYDS. FLOORS = 84

PS

ROAD 2 BHK TOWER

3 BHK TOWER

SERVICES

OTHERS LAND

GREEN + CLUB

ROAD 250-12 (G+2)

200-12

200-14

250-16 (G+2)

200-6

ROAD

ROAD

2 BHK TOWER

ENTRY



200-12

200-6

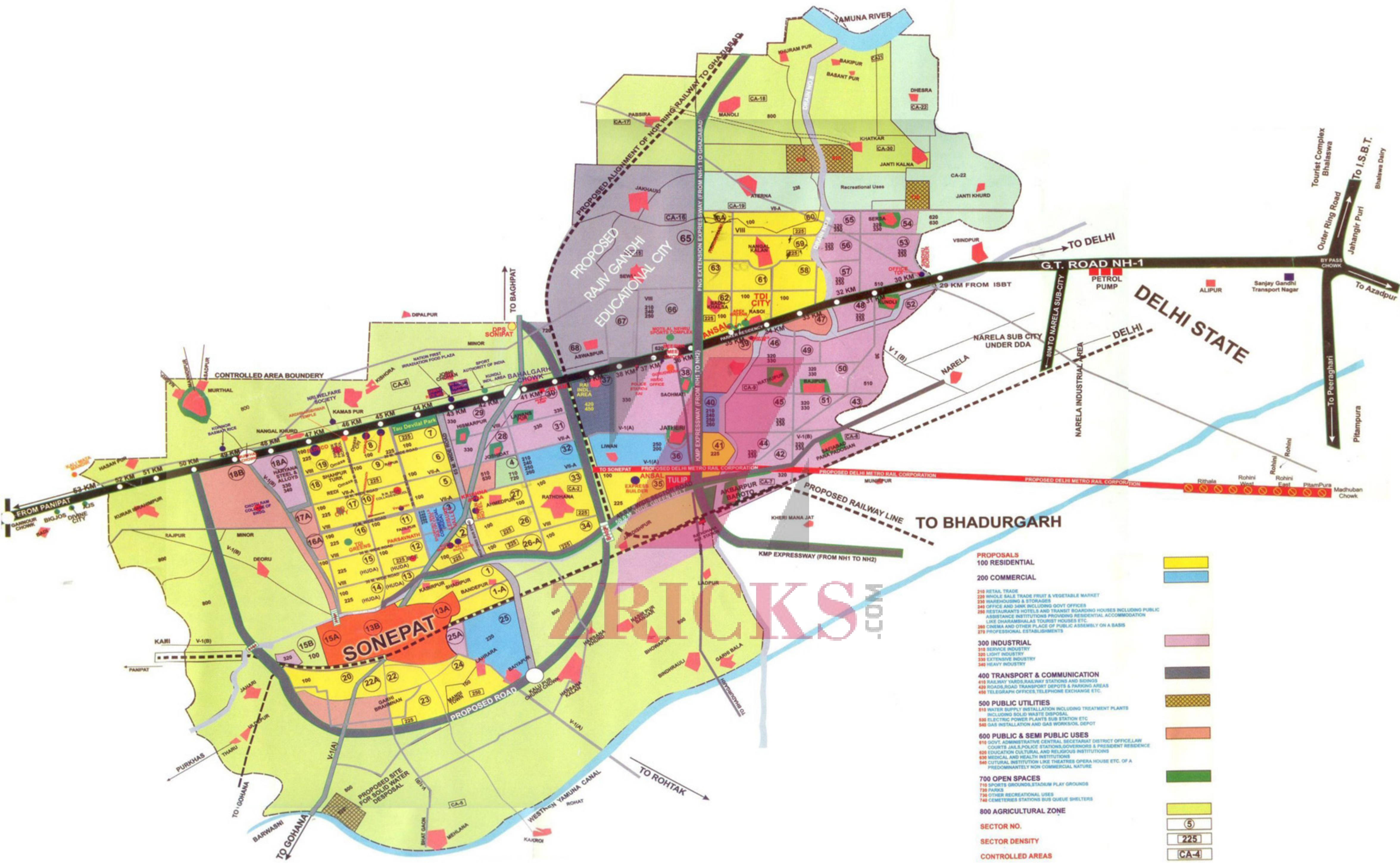
4830 (142'-0")

MY FLOOR-2 REVISED



-  250 Sqyds
-  200 Sqyds

Project:		PROPOSED GROUP HOUSING MEASURING 14.288 ACRE AT SECTOR-59, KUNDLI, SONIPAT	
Client:		TDI INFRASTRUCTURE LTD.	
SCALE:	1:500		
DATE:			
DRAWN:		ARCHITECTURAL DRAWING	
CHECKED:		SETTING OUT PLAN	
APPROVED:		200 SQ.YD	
SCALE: ARCHITECTURE:		REV:	RD
Architect: Ichinen			
Architect: Ichinen			



ZTRICKS.COM

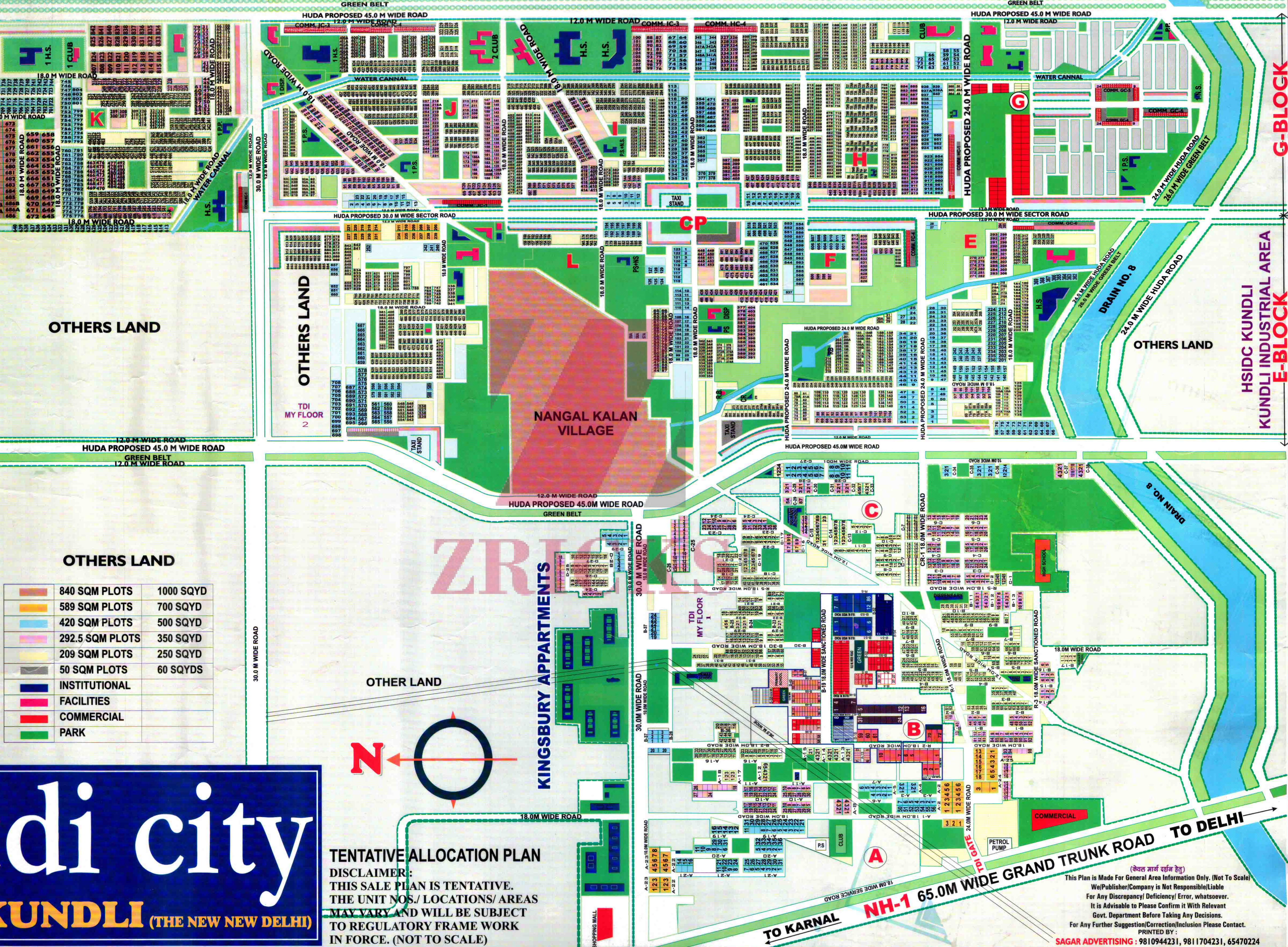
K-BLOCK J-BLOCK I-BLOCK H-BLOCK G-BLOCK

100.0 M WIDE GREEN BELT

TO GHAZIABAD/PALWAL

150.0 M WIDE KMP EXPRESS WAY

TO BAHADURGARH/MANESAR

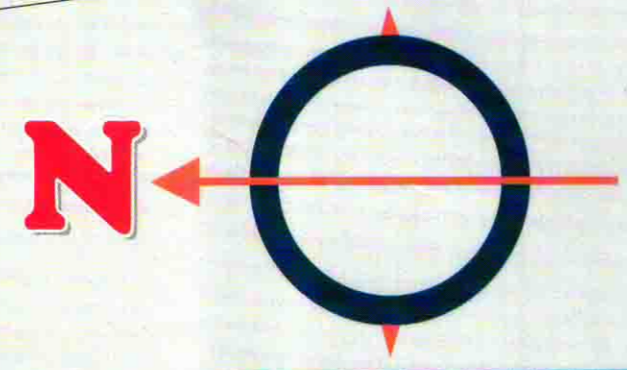


OTHERS LAND

840 SQM PLOTS	1000 SQYD
589 SQM PLOTS	700 SQYD
420 SQM PLOTS	500 SQYD
292.5 SQM PLOTS	350 SQYD
209 SQM PLOTS	250 SQYD
50 SQM PLOTS	60 SQYDS
INSTITUTIONAL	
FACILITIES	
COMMERCIAL	
PARK	

tdi city
KUNDLI (THE NEW NEW DELHI)

TENTATIVE ALLOCATION PLAN
DISCLAIMER:
THIS SALE PLAN IS TENTATIVE.
THE UNIT NOS./ LOCATIONS/ AREAS
MAY VARY AND WILL BE SUBJECT
TO REGULATORY FRAME WORK
IN FORCE. (NOT TO SCALE)



G-BLOCK
HSIDC KUNDLI INDUSTRIAL AREA
E-BLOCK

(केवल मार्ग दर्शन हेतु)
This Plan is Made For General Area Information Only. (Not To Scale)
We/Publisher/Company is Not Responsible/Liable
For Any Discrepancy/Deficiency/ Error, whatsoever.
It is Advisable to Please Confirm it With Relevant
Govt. Department Before Taking Any Decisions.
For Any Further Suggestion/Correction/Inclusion Please Contact.
PRINTED BY:
SAGAR ADVERTISING : 9810944231, 9811704231, 65470224

RAJIV GANDHI EDUCATION CITY

100 M WIDE GREEN BELT

150 M WIDE KMP EXPRESS WAY

43 M WIDE GREEN BELT

TDI CITY

TDI CITY

30 M WIDE ROAD

HUDA PROPOSED 24 M WIDE

TDI CITY

TDI CITY



12 M WIDE SERVICE ROAD

45 M WIDE ROAD

12 M WIDE SERVICE ROAD

GREEN BELT

12 M WIDE SERVICE ROAD

45 M WIDE ROAD

TDI CITY

HUDA PROPOSED 24 M WIDE

SUSHANT CITY

ZRICK

30 M WIDE ROAD

-COM

SUSHANT CITY

ROMAN COURT



TO CHD.

G.T. ROAD N.H.-1



TO DELHI

Location Map