



INDIRAPURAM
HABITAT CENTRE

A whole new world awaits!

Ground Floor



INDIRAPURAM
HABITAT CENTRE

GROUND FLOOR PLAN



GIAN P MATHUR & ASSOCIATES (P)LTD
ARCHITECTS, ENGINEERS & PLANNERS



INDIRAPURAM
HABITAT CENTRE

GROUND FLOOR (A-BLOCK)



GIAN P MATHUR & ASSOCIATES (P)LTD
ARCHITECTS, ENGINEERS & PLANNERS

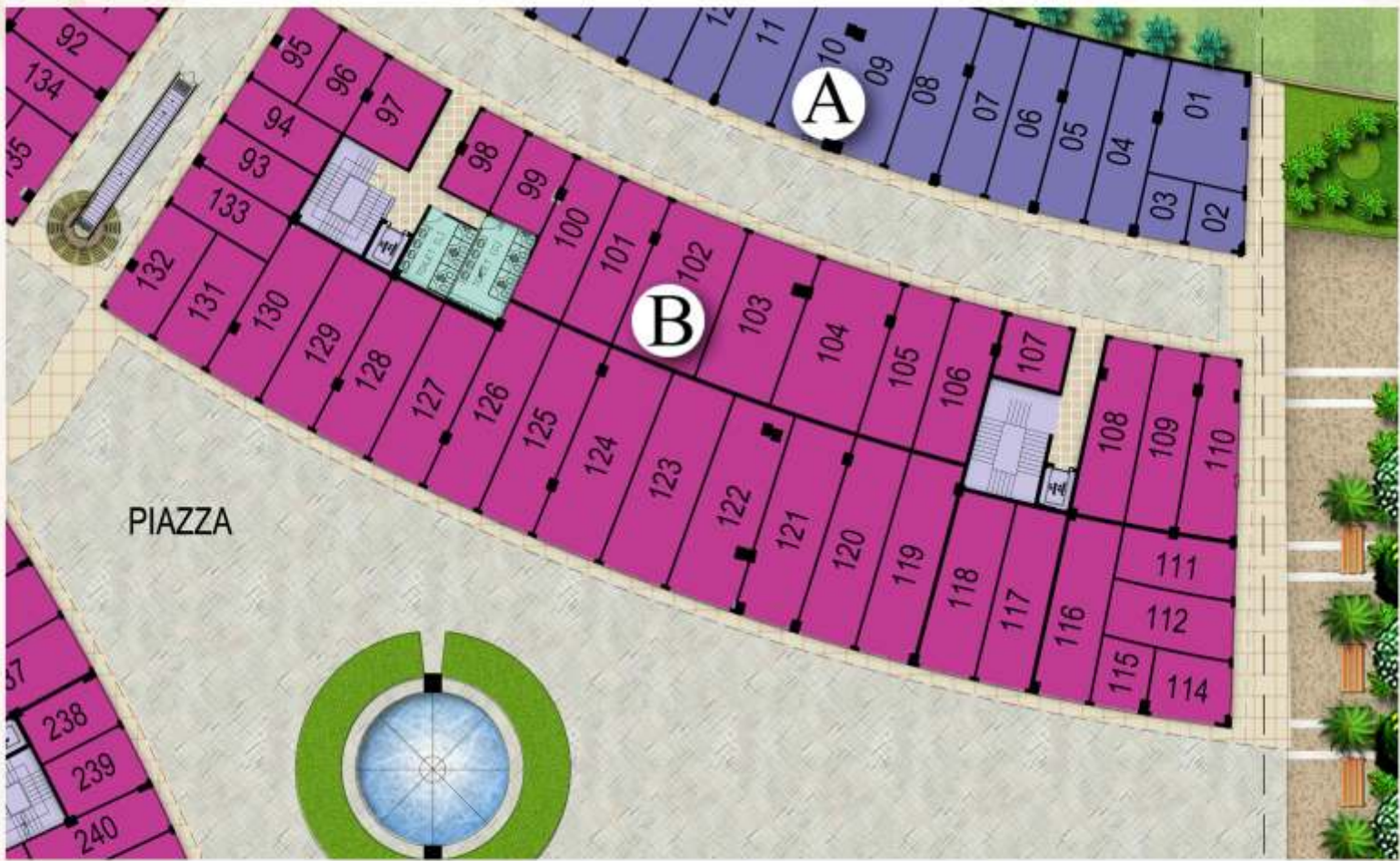


INDIRAPURAM
HABITAT CENTRE

GROUND FLOOR (A1-BLOCK)



GIAN P MATHUR & ASSOCIATES (P)LTD
ARCHITECTS, ENGINEERS & PLANNERS

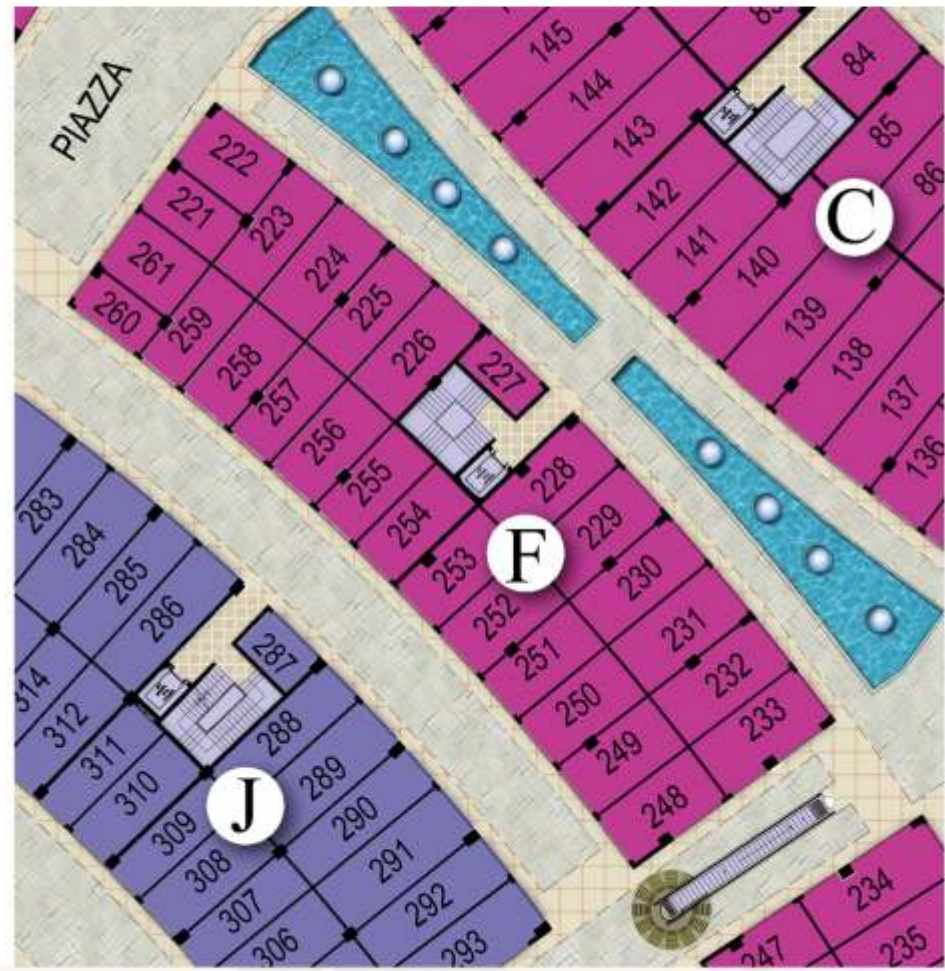






GROUND FLOOR (D-BLOCK)





**INDIRAPURAM
HABITAT CENTRE**

GROUND FLOOR (F-BLOCK)



GIAN P MATHUR & ASSOCIATES (P)LTD
ARCHITECTS, ENGINEERS & PLANNERS





GROUND FLOOR (H-BLOCK)



GIAN P MATHUR & ASSOCIATES (P)LTD
ARCHITECTS, ENGINEERS & PLANNERS

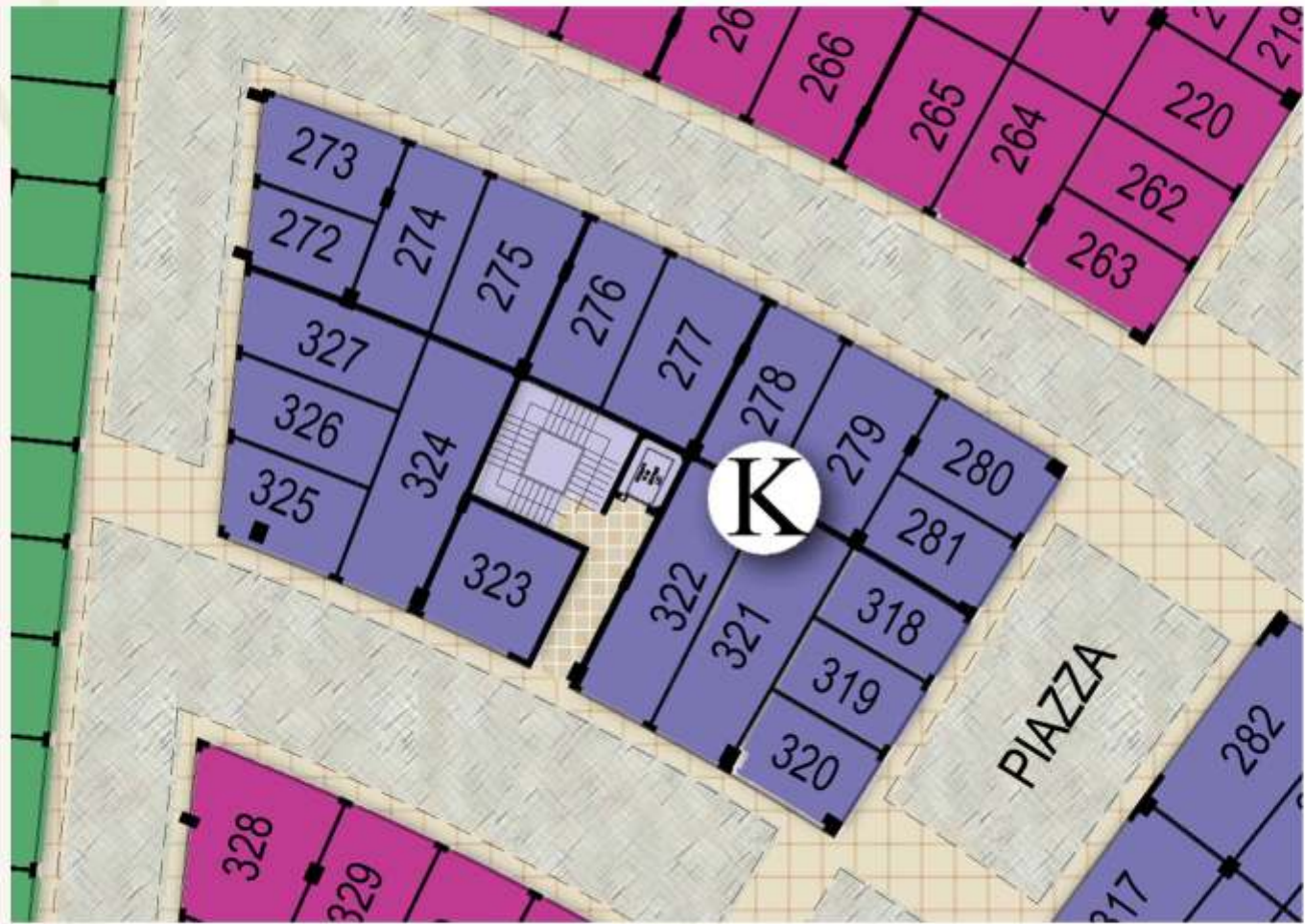


INDIRAPURAM
HABITAT CENTRE

GROUND FLOOR (J-BLOCK)



GIAN P MATHUR & ASSOCIATES (P)LTD
ARCHITECTS, ENGINEERS & PLANNERS

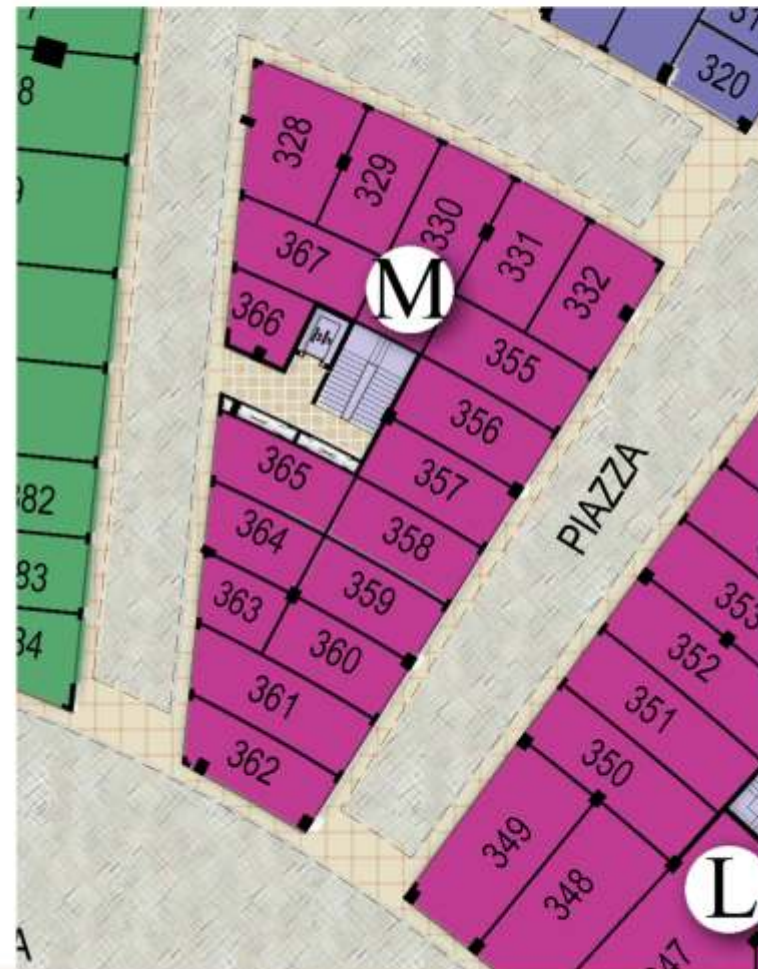




GROUND FLOOR (L-BLOCK)



GIAN P MATHUR & ASSOCIATES (P)LTD
ARCHITECTS, ENGINEERS & PLANNERS





GROUND FLOOR (N-BLOCK)



GROUND FLOOR (P-BLOCK)

SERIAL WISE

AREA STATEMENT						
IHC INDRAPURAM GHAZIABAD						
GROUND FLOOR						
S. No.	Description	Size			Built Up Area	Super Area
					Sq.ft.	Sq.ft.
BLOCK A						
1	SHOP	18'-9"	X	24'-6"	458.42	916.84
2	SHOP	11'-9"	X	12'-9"	149.80	299.60
3	SHOP	10'-3"	X	13'-0"	135.35	270.70
4	SHOP	37'-6"	X	10'-3"	382.48	764.96
5	SHOP	37'-6"	X	10'-0"	381.57	763.14
6	SHOP	37'-9"	X	10'-3"	382.72	765.44
7	SHOP	37'-9"	X	10'-0"	382.63	765.26
8	SHOP	37'-6"	X	10'-9"	402.85	805.70
9&10	SHOP	37'-3"	X	24'-0"	894.96	1789.92
11	SHOP	37'-9"	X	12'-3"	461.28	922.56
12	SHOP	38'-0"	X	9'-9"	370.05	740.10
14	SHOP	38'-0"	X	10'-0"	384.72	769.44
15	SHOP	38'-3"	X	10'-0"	378.26	756.52
16	SHOP	38'-3"	X	10'-3"	393.22	786.44
17	SHOP	38'-3"	X	10'-0"	380.17	760.34
18	SHOP	38'-3"	X	10'-3"	394.41	788.82
19	SHOP	38'-0"	X	9'-6"	360.47	720.94
20	SHOP	38'-0"	X	10'-0"	382.07	764.14
21	SHOP	38'-0"	X	10'-3"	387.17	774.34
21 A	SHOP	24'-6"	X	11'-3"	274.62	549.24
22	SHOP	18'-6"	X	12'-0"	220.99	441.98
23	SHOP	23'-9"	X	9'-9"	233.50	467.00
24	SHOP	24'-0"	X	10'-0"	240.42	480.84
25	SHOP	24'-0"	X	10'-6"	252.44	504.88
26	SHOP	24'-0"	X	10'-6"	253.75	507.50
27	SHOP	24'-0"	X	9'-9"	235.18	470.36
28	SHOP	39'-0"	X	9'-9"	378.96	757.92
29	SHOP	39'-0"	X	10'-6"	405.57	811.14
30	SHOP	39'-0"	X	10'-9"	419.79	839.58
31	SHOP	39'-0"	X	9'-9"	386.39	772.78
32	SHOP	39'-0"	X	10'-9"	425.07	850.14
33	SHOP	39'-3"	X	14'-0"	550.44	1100.88
	TOTAL				11739.720	23479.440

SERIAL WISE

BLOCK A1						
34	SHOP	18'-0"	X	15'-9"	283.00	566.00
35	SHOP	39'-3"	X	15'-3"	598.51	1197.02
36	SHOP	39'-3"	X	10'-6"	408.29	816.58
37	SHOP	39'-3"	X	12'-0"	474.22	948.44
38	SHOP	39'-3"	X	12'-0"	474.22	948.44
39	SHOP	39'-3"	X	12'-0"	474.22	948.44
40	SHOP	39'-6"	X	12'-0"	475.69	951.38
41	SHOP	39'-6"	X	12'-0"	475.69	951.38
42	SHOP	24'-9"	X	12'-3"	303.20	606.40
43	SHOP	24'-9"	X	12'-3"	303.20	606.40
44	SHOP	24'-9"	X	12'-3"	303.20	606.40
45	SHOP	24'-9"	X	17'-3"	426.07	852.14
46	SHOP	24'-6"	X	13'-0"	320.83	641.66
47	SHOP	24'-6"	X	12'-6"	307.71	615.42
48	SHOP	39'-6"	X	11'-6"	453.39	906.78
49	SHOP	39'-6"	X	12'-3"	484.08	968.16
50	SHOP	39'-6"	X	16'-9"	664.81	1329.62
51	SHOP	39'-6"	X	12'-0"	472.78	945.56
52	SHOP	39'-6"	X	10'-9"	422.45	844.90
53	SHOP	35'-9"	X	12'-6"	445.41	890.82
54	SHOP	35'-0"	X	13'-9"	485.53	971.06
55	SHOP	34'-3"	X	13'-3"	451.40	902.80
	TOTAL				9507.900	19015.800
BLOCK D						
56	SHOP	31'-0"	X	12'-0"	366.14	732.28
57	SHOP	21'-0"	X	16'-9"	352.22	704.44
58	SHOP	21'-0"	X	13'-6"	281.54	563.08
59	SHOP	32'-9"	X	13'-3"	435.35	870.70
60	SHOP	32'-9"	X	20'-6"	672.07	1344.14
61	SHOP	32'-9"	X	18'-9"	612.37	1224.74
62	SHOP	32'-9"	X	13'-9"	447.52	895.04
63	SHOP	32'-9"	X	13'-9"	452.85	905.70
64	SHOP	32'-9"	X	13'-3"	435.43	870.86
65	SHOP	32'-9"	X	13'-6"	447.04	894.08
66	SHOP	32'-9"	X	13'-6"	447.04	894.08
67	SHOP	32'-9"	X	13'-6"	447.04	894.08
68	SHOP	32'-9"	X	13'-6"	447.04	894.08
69	SHOP	32'-9"	X	13'-6"	447.04	894.08
70	SHOP	32'-9"	X	13'-9"	447.56	895.12
71	SHOP	32'-9"	X	14'-0"	459.90	919.80
72	SHOP	20'-3"	X	16'-3"	329.77	659.54

SERIAL WISE

73	SHOP	32'-9"	X	14'-3"	471.31	942.62
74	SHOP	19'-0"	X	13'-6"	253.61	507.22
75	SHOP	19'-0"	X	14'-6"	272.57	545.14
76	SHOP	29'-0"	X	13'-3"	382.25	764.50
	TOTAL				8907.660	17815.320
BLOCK C						
77	SHOP	17'-6"	X	10'-3"	178.74	357.48
78	SHOP	17'-0"	X	10'-3"	174.63	349.26
79	SHOP	21'-3"	X	16'-6"	349.29	698.58
80	SHOP	32'-9"	X	11'-3"	371.99	743.98
81	SHOP	32'-9"	X	11'-3"	372.02	744.04
82	SHOP	32'-9"	X	11'-3"	372.80	745.60
83	SHOP	32'-9"	X	12'-0"	397.82	795.64
84	SHOP	19'-0"	X	14'-9"	281.94	563.88
85	SHOP	32'-9"	X	11'-9"	385.47	770.94
86	SHOP	32'-9"	X	11'-9"	381.86	763.72
87	SHOP	32'-9"	X	11'-0"	365.79	731.58
88	SHOP	32'-9"	X	11'-0"	362.23	724.46
89	SHOP	19'-6"	X	11'-9"	228.04	456.08
90	SHOP	19'-6"	X	11'-9"	226.78	453.56
91	SHOP	24'-0"	X	10'-3"	245.53	491.06
92	SHOP	24'-6"	X	10'-3"	250.11	500.22
	TOTAL				4945.040	9890.080
BLOCK B						
93	SHOP	23'-6"	X	10'-3"	240.56	481.12
94	SHOP	23'-0"	X	10'-3"	235.90	471.80
95	SHOP	19'-0"	X	11'-3"	214.13	428.26
96	SHOP	19'-0"	X	11'-3"	212.94	425.88
97	SHOP	19'-0"	X	15'-6"	290.85	581.70
98	SHOP	18'-9"	X	11'-6"	214.14	428.28
99	SHOP	18'-6"	X	11'-3"	210.62	421.24
100	SHOP	32'-9"	X	11'-0"	360.95	721.90
101	SHOP	32'-9"	X	11'-0"	365.13	730.26
102	SHOP	32'-9"	X	17'-9"	583.68	1167.36
103	SHOP	32'-9"	X	16'-3"	532.09	1064.18
104	SHOP	32'-9"	X	18'-6"	603.80	1207.60
105	SHOP	32'-9"	X	11'-3"	371.20	742.40
106	SHOP	32'-9"	X	11'-3"	373.86	747.72
107	SHOP	14'-0"	X	15'-0"	210.68	421.36

SERIAL WISE

108	SHOP	37'-6"	X	11'-6"	432.55	865.10
109	SHOP	37'-9"	X	10'-3"	384.21	768.42
110	SHOP	37'-9"	X	10'-3"	384.61	769.22
111	SHOP	24'-6"	X	11'-9"	285.81	571.62
112	SHOP	26'-6"	X	12'-0"	319.84	639.68
114	SHOP	17'-3"	X	13'-9"	235.02	470.04
115	SHOP	14'-6"	X	11'-6"	164.44	328.88
116	SHOP	37'-9"	X	12'-0"	454.23	908.46
117	SHOP	37'-9"	X	11'-6"	433.28	866.56
118	SHOP	37'-9"	X	12'-3"	467.75	935.50
119	SHOP	42'-9"	X	12'-3"	521.54	1043.08
120	SHOP	42'-9"	X	12'-3"	523.65	1047.30
121	SHOP	42'-9"	X	13'-3"	564.05	1128.10
122	SHOP	42'-9"	X	14'-0"	598.03	1196.06
123	SHOP	42'-9"	X	14'-0"	602.07	1204.14
124	SHOP	42'-9"	X	14'-6"	614.47	1228.94
125	SHOP	42'-9"	X	12'-0"	506.48	1012.96
126	SHOP	42'-9"	X	12'-0"	508.54	1017.08
127	SHOP	36'-3"	X	12'-3"	449.63	899.26
128	SHOP	36'-3"	X	12'-6"	451.60	903.20
129	SHOP	36'-3"	X	12'-0"	439.58	879.16
130	SHOP	36'-3"	X	12'-3"	444.39	888.78
131	SHOP	25'-9"	X	12'-3"	320.04	640.08
132	SHOP	25'-9"	X	12'-3"	318.70	637.40
133	SHOP	24'-0"	X	10'-3"	245.22	490.44
	TOTAL				15690.260	31380.520
BLOCK C						
134	SHOP	25'-0"	X	10'-3"	254.61	509.22
135	SHOP	22'-0"	X	13'-1½"	289.52	579.04
136	SHOP	22'-0"	X	12'-6"	275.76	551.52
137	SHOP	39'-6"	X	12'-0"	469.18	938.36
138	SHOP	39'-6"	X	12'-0"	470.70	941.40
139	SHOP	39'-6"	X	12'-6"	491.65	983.30
140	SHOP	39'-6"	X	12'-6"	493.20	986.40
141	SHOP	31'-9"	X	12'-0"	377.04	754.08
142	SHOP	31'-9"	X	11'-6"	364.70	729.40
143	SHOP	39'-6"	X	12'-6"	487.80	975.60
144	SHOP	39'-6"	X	12'-0"	470.19	940.38
145	SHOP	39'-6"	X	12'-0"	470.19	940.38
146	SHOP	39'-6"	X	12'-0"	470.19	940.38
147	SHOP	18'-9"	X	10'-0"	188.49	376.98
148	SHOP	18'-3"	X	10'-3"	186.96	373.92
149	SHOP	18'-0"	X	10'-3"	182.85	365.70
	TOTAL				5943.030	11886.060

SERIAL WISE

BLOCK D						
150	SHOP	29'-9"	X	12'-0"	353.62	707.24
150 A	SHOP	30'-3"	X	12'-9"	383.13	766.26
151	SHOP	19'-0"	X	16'-3"	307.53	615.06
152	SHOP	19'-0"	X	15'-0"	282.84	565.68
153	SHOP	42'-9"	X	14'-9"	625.71	1251.42
154	SHOP	45'-0"	X	14'-9"	656.40	1312.80
155	SHOP	45'-0"	X	14'-9"	655.45	1310.90
156	SHOP	42'-9"	X	14'-9"	625.71	1251.42
157	SHOP	42'-9"	X	14'-9"	625.71	1251.42
158	SHOP	42'-9"	X	14'-9"	624.44	1248.88
159	SHOP	42'-9"	X	14'-9"	624.44	1248.88
160	SHOP	42'-9"	X	14'-9"	624.44	1248.88
161	SHOP	42'-9"	X	14'-9"	624.44	1248.88
162	SHOP	42'-9"	X	14'-9"	624.44	1248.88
163	SHOP	42'-9"	X	13'-9"	589.83	1179.66
164	SHOP	42'-9"	X	15'-3"	652.85	1305.70
165	SHOP	21'-0"	X	15'-0"	314.45	628.90
166	SHOP	21'-0"	X	20'-9"	438.68	877.36
167	SHOP	20'-3"	X	14'-9"	300.20	600.40
168	SHOP	42'-9"	X	14'-0"	600.18	1200.36
169	SHOP	20'-0"	X	14'-9"	292.15	584.30
170	SHOP	20'-0"	X	17'-6"	349.42	698.84
171	SHOP	31'-9"	X	11'-6"	363.96	727.92
172	SHOP	31'-3"	X	11'-3"	352.74	705.48
	TOTAL				11892.760	23785.520
BLOCK P						
173	SHOP	38'-6"	X	15'-0"	574.42	1148.84
174	SHOP	38'-3"	X	11'-0"	419.87	839.74
175	SHOP	38'-3"	X	12'-9"	481.78	963.56
176	SHOP	38'-3"	X	9'-6"	366.34	732.68
177	SHOP				371.78	743.56
178	SHOP	33'-9"	X	23'-0"	771.49	1542.98
179	SHOP	34'-0"	X	22'-3"	754.49	1508.98
180	SHOP	34'-6"	X	15'-9"	545.16	1090.32
181	SHOP	34'-9"	X	14'-0"	488.79	977.58
182	SHOP	34'-9"	X	13'-6"	471.93	943.86
183	SHOP	35'-0"	X	15'-6"	540.33	1080.66
184	SHOP	35'-0"	X	12'-3"	425.86	851.72
185	SHOP	35'-0"	X	15'-0"	528.09	1056.18
186	SHOP	35'-0"	X	16'-0"	560.53	1121.06
187	SHOP	35'-0"	X	12'-3"	422.75	845.50
188	SHOP	35'-0"	X	20'-0"	701.98	1403.96
189	SHOP	35'-6"	X	15'-6"	545.40	1090.80
190	SHOP	35'-6"	X	16'-0"	565.77	1131.54

SERIAL WISE

191	SHOP	35'-6"	X	15'-9"	558.24	1116.48
192	SHOP	35'-3"	X	15'-9"	555.48	1110.96
193	SHOP	34'-9"	X	20'-0"	694.09	1388.18
194	SHOP	34'-0"	X	12'-3"	412.97	825.94
195	SHOP	34'-0"	X	16'-0"	540.38	1080.76
196	SHOP	34'-0"	X	15'-0"	507.82	1015.64
197	SHOP	34'-0"	X	13'-0"	446.25	892.50
198	SHOP	34'-3"	X	14'-9"	507.98	1015.96
199	SHOP	16'-0"	X	16'-9"	269.30	538.60
200	SHOP	22'-9"	X	16'-3"	365.69	731.38
	TOTAL				14394.960	28789.920
BLOCK N						
201	SHOP	32'-6"	X	14'-6"	468.60	937.20
202	SHOP	32'-3"	X	13'-1½"	423.04	846.08
203	SHOP	31'-9"	X	12'-3"	392.05	784.10
204	SHOP	31'-0"	X	10'-0"	310.60	621.20
205	SHOP	30'-3"	X	10'-0"	301.27	602.54
206	SHOP	29'-3"	X	10'-0"	291.70	583.40
207	SHOP	21'-0"	X	14'-3"	298.10	596.20
208	SHOP	21'-0"	X	13'-0"	272.13	544.26
	TOTAL				2757.490	5514.980
BLOCK G						
209	SHOP	19'-3"	X	14'-3"	276.42	552.84
210	SHOP	22'-6"	X	14'-0"	310.78	621.56
211	SHOP	28'-3"	X	15'-0"	425.72	851.44
212	SHOP	28'-3"	X	14'-3"	405.80	811.60
214	SHOP	28'-3"	X	15'-3"	425.65	851.30
215	SHOP	16'-0"	X	14'-3"	225.26	450.52
216	SHOP	28'-6"	X	14'-6"	414.95	829.90
217	SHOP	28'-6"	X	14'-9"	417.71	835.42
218	SHOP	14'-3"	X	10'-9"	152.94	305.88
219	SHOP	14'-3"	X	11'-0"	155.81	311.62
220	SHOP	21'-3"	X	14'-3"	305.53	611.06
	TOTAL				3516.570	7033.140
BLOCK F						
221	SHOP	18'-3"	X	11'-3"	204.90	409.80
222	SHOP	19'-0"	X	17'-6"	268.89	537.78
223	SHOP	25'-9"	X	11'-3"	286.57	573.14
224	SHOP	25'-9"	X	13'-0"	329.64	659.28
225	SHOP		X	11'-3"	287.19	574.38
226	SHOP	25'-9"	X	13'-0"	329.55	659.10
227	SHOP	15'-6"	X	9'-0"	150.39	300.78

SERIAL WISE

228	SHOP	25'-9"	X	12'-3"	341.91	683.82
229	SHOP	25'-9"	X	13'-3"	338.40	676.80
230	SHOP	25'-9"	X	12'-0"	308.01	616.02
231	SHOP	25'-9"	X	13'-0"	331.20	662.40
232	SHOP	25'-9"	X	12'-9"	328.34	656.68
233	SHOP	25'-9"	X	13'-1½"	338.13	676.26
	TOTAL				3843.120	7686.240
BLOCK E						
234	SHOP	29'-3"	X	12'-6"	367.25	734.50
235	SHOP	29'-3"	X	12'-9"	371.41	742.82
236	SHOP	29'-3"	X	12'-6"	364.20	728.40
237	SHOP	29'-3"	X	13'-1½"	382.31	764.62
238	SHOP	29'-3"	X	12'-0"	226.31	452.62
239	SHOP	29'-3"	X	13'-0"	247.89	495.78
240	SHOP	29'-3"	X	10'-6"	308.55	617.10
241	SHOP	26'-6"	X	18'-6"	490.52	981.04
242	SHOP	19'-9"	X	10'-9"	213.78	427.56
243	SHOP	22'-9"	X	22'-9"	511.31	1022.62
243A	SHOP	14'-6"	X	14'-0"	202.37	404.74
244	SHOP	22'-9"	X	12'-6"	281.32	562.64
245	SHOP	22'-9"	X	12'-0"	271.49	542.98
246	SHOP	22'-9"	X	12'-0"	272.96	545.92
247	SHOP	22'-9"	X	12'-0"	275.23	550.46
	TOTAL				4786.900	9573.800
BLOCK F						
248	SHOP	22'-9"	X	12'-9"	289.69	579.38
249	SHOP	22'-9"	X	12'-6"	284.36	568.72
250	SHOP	22'-9"	X	12'-3"	277.90	555.80
251	SHOP	22'-9"	X	11'-3"	257.08	514.16
252	SHOP	22'-9"	X	12'-9"	289.40	578.80
253	SHOP	22'-9"	X	11'-3"	256.17	512.34
254	SHOP	22'-9"	X	12'-6"	287.46	574.92
255	SHOP	22'-9"	X	10'-9"	248.90	497.80
256	SHOP	22'-9"	X	12'-3"	283.91	567.82
257	SHOP	22'-9"	X	10'-9"	246.15	492.30
258	SHOP	22'-9"	X	12'-3"	284.47	568.94
259	SHOP	22'-9"	X	10'-9"	246.30	492.60
260	SHOP	17'-3"	X	9'-6"	161.99	323.98
261	SHOP	17'-9"	X	13'-9"	243.57	487.14
	TOTAL				3657.350	7314.700

SERIAL WISE

BLOCK G						
262	SHOP	20'-9"	X	11'-3"	234.22	468.44
263	SHOP	20'-3"	X	12'-0"	242.89	485.78
264	SHOP	23'-3"	X	14'-0"	324.39	648.78
265	SHOP	23'-3"	X	14'-0"	325.37	650.74
266	SHOP	23'-3"	X	14'-0"	328.84	657.68
267	SHOP	23'-6"	X	14'-0"	330.21	660.42
268	SHOP	23'-6"	X	14'-3"	334.02	668.04
269	SHOP	23'-6"	X	13'-9"	320.35	640.70
270	SHOP	23'-6"	X	14'-6"	336.87	673.74
271	SHOP	23'-6"	X	13'-9"	346.05	692.10
	TOTAL				3123.210	6246.420
BLOCK K						
272	SHOP	16'-0"	X	11'-3"	179.87	359.74
273	SHOP	19'-0"	X	12'-0"	229.49	458.98
274	SHOP	23'-3"	X	11'-9"	271.49	542.98
275	SHOP	23'-3"	X	14'-0"	323.97	647.94
276	SHOP	23'-6"	X	11'-9"	272.73	545.46
277	SHOP	23'-6"	X	14'-0"	330.15	660.30
278	SHOP	23'-6"	X	11'-6"	269.81	539.62
279	SHOP	23'-6"	X	14'-0"	329.65	659.30
280	SHOP	19'-0"	X	12'-3"	233.10	466.20
281	SHOP	18'-9"	X	11'-3"	212.98	425.96
	TOTAL				2653.240	5306.480
BLOCK J						
282	SHOP	31'-3"	X	15'-6"	481.49	962.98
283	SHOP	31'-3"	X	9'-3"	287.95	575.90
284	SHOP	31'-3"	X	11'-9"	364.99	729.98
285	SHOP	31'-3"	X	9'-9"	307.20	614.40
286	SHOP	31'-3"	X	11'-3"	350.56	701.12
287	SHOP	15'-0"	X	10'-6"	155.70	311.40
288	SHOP	31'-3"	X	10'-0"	313.43	626.86
289	SHOP	31'-3"	X	11'-9"	367.57	735.14
290	SHOP	31'-3"	X	10'-0"	312.42	624.84
291	SHOP	31'-3"	X	12'-0"	378.54	757.08
292	SHOP	31'-3"	X	10'-6"	353.93	707.86
293	SHOP	31'-3"	X	12'-3"	364.88	729.76
	TOTAL				4038.660	8077.320

SERIAL WISE

BLOCK H						
294	SHOP	22'-9"	X	15'-6"	337.90	675.80
295	SHOP	22'-6"	X	16'-3"	364.24	728.48
296	SHOP	31'-9"	X	10'-9"	346.13	692.26
297	SHOP	31'-9"	X	11'-6"	365.47	730.94
298	SHOP	25'-9"	X	16'-3"	415.25	830.50
299	SHOP	17'-3"	X	15'-9"	272.02	544.04
300	SHOP	31'-0"	X	13'-6"	417.38	834.76
301	SHOP	23'-3"	X	13'-0"	300.07	600.14
302	SHOP	20'-6"	X	12'-9"	260.90	521.80
303	SHOP	21'-0"	X	13'-9"	289.04	578.08
	TOTAL				3368.400	6736.800
BLOCK J						
304	SHOP	27'-0"	X	11'-9"	320.13	640.26
305	SHOP	27'-0"	X	9'-9"	261.74	523.48
306	SHOP	27'-0"	X	11'-9"	317.39	634.78
307	SHOP	27'-0"	X	9'-3"	247.38	494.76
308	SHOP	27'-0"	X	11'-0"	299.95	599.90
309	SHOP	27'-0"	X	9'-3"	249.61	499.22
310	SHOP	27'-0"	X	10'-9"	290.67	581.34
311	SHOP	27'-0"	X	9'-0"	243.42	486.84
312	SHOP	27'-0"	X	10'-3"	275.81	551.62
314	SHOP	27'-0"	X	9'-6"	257.54	515.08
315	SHOP	27'-0"	X	10'-9"	289.45	578.90
316	SHOP	27'-0"	X	9'-0"	244.58	489.16
317	SHOP	27'-0"	X	14'-3"	386.93	773.86
	TOTAL				3684.600	7369.200
BLOCK K						
318	SHOP	18'-3"	X	12'-0"	200.27	400.54
319	SHOP	17'-9"	X	11'-0"	198.02	396.04
320	SHOP	17'-6"	X	12'-9"	223.00	446.00
321	SHOP	35'-0"	X	12'-6"	433.97	867.94
322	SHOP	35'-0"	X	11'-6"	403.18	806.36
323	SHOP	17'-3"	X	17'-3"	302.82	605.64
324	SHOP	35'-0"	X	12'-6"	434.82	869.64
325	SHOP	18'-6"	X	13'-0"	241.26	482.52
326	SHOP	21'-9"	X	11'-0"	236.98	473.96
327	SHOP	24'-9"	X	11'-3"	275.24	550.48
	TOTAL				2949.560	5899.120
BLOCK M						
328	SHOP	22'-9"	X	17'-9"	405.81	811.62
329	SHOP	22'-9"	X	13'-9"	311.53	623.06
330	SHOP	34'-9"	X	13'-6"	468.87	937.74
331	SHOP	22'-9"	X	14'-6"	329.25	658.50
332	SHOP	22'-9"	X	14'-6"	329.50	659.00
	TOTAL				1844.960	3689.920

SERIAL WISE

BLOCK L						
333	SHOP	23'-0"	X	20'-9"	479.71	959.42
334	SHOP	23'-3"	X	21'-0"	487.34	974.68
335	SHOP	32'-9"	X	15'-3"	501.72	1003.44
336	SHOP	32'-9"	X	14'-6"	476.77	953.54
337	SHOP	32'-9"	X	14'-3"	467.84	935.68
338	SHOP	32'-9"	X	15'-6"	545.64	1091.28
339	SHOP	23'-0"	X	15'-6"	287.59	575.18
340	SHOP	29'-0"	X	19'-3"	525.69	1051.38
341	SHOP	22'-9"	X	14'-9"	334.99	669.98
342	SHOP	22'-9"	X	14'-9"	334.99	669.98
343	SHOP	22'-9"	X	16'-9"	383.43	766.86
344	SHOP	22'-9"	X	14'-3"	327.74	655.48
345	SHOP	22'-9"	X	14'-3"	327.74	655.48
346	SHOP	22'-9"	X	13'-9"	309.57	619.14
347	SHOP	47'-3"	X	20'-0"	1053.66	2107.32
348	SHOP	34'-3"	X	16'-6"	559.73	1119.46
349	SHOP	34'-3"	X	16'-0"	548.01	1096.02
350	SHOP	34'-9"	X	11'-9"	409.19	818.38
351	SHOP	36'-0"	X	11'-9"	423.82	847.64
352	SHOP	37'-6"	X	12'-0"	448.30	896.60
353	SHOP	38'-9"	X	11'-9"	453.49	906.98
354	SHOP	40'-0"	X	11'-9"	468.10	936.20
	TOTAL				10155.060	20310.120
BLOCK M						
355	SHOP	27'-6"	X	12'-0"	331.63	663.26
356	SHOP	26'-9"	X	12'-0"	321.20	642.40
357	SHOP	25'-9"	X	11'-6"	301.18	602.36
358	SHOP	25'-0"	X	11'-6"	291.40	582.80
359	SHOP	24'-3"	X	11'-6"	281.54	563.08
360	SHOP	23'-3"	X	11'-6"	271.85	543.70
361	SHOP	32'-9"	X	11'-6"	379.58	759.16
362	SHOP	27'-0"	X	11'-6"	311.93	623.86
363	SHOP	14'-9"	X	11'-6"	172.72	345.44
364	SHOP	19'-6"	X	11'-6"	227.08	454.16
365	SHOP	24'-3"	X	11'-6"	281.37	562.74
366	SHOP	14'-0"	X	13'-6"	185.85	371.70
367	SHOP	25'-3"	X	12'-0"	303.36	606.72
	TOTAL				3660.690	7321.380

SERIAL WISE

BLOCK N						
368	SHOP	40'-9"	X	13'-1½"	535.72	1071.44
369	SHOP	40'-9"	X	13'-1½"	535.72	1071.44
370	SHOP	40'-9"	X	13'-1½"	535.72	1071.44
371	SHOP	40'-9"	X	13'-1½"	535.72	1071.44
372	SHOP	40'-9"	X	13'-1½"	535.72	1071.44
373	SHOP	40'-9"	X	13'-1½"	535.72	1071.44
374	SHOP	41'-0"	X	21'-9"	889.87	1779.74
375	SHOP	41'-0"	X	13'-0"	530.46	1060.92
376	SHOP	41'-0"	X	13'-1½"	538.20	1076.40
377	SHOP	41'-0"	X	13'-6"	551.45	1102.90
378	SHOP	41'-0"	X	17'-6"	719.12	1438.24
379	SHOP	41'-0"	X	19'-9"	807.29	1614.58
380	SHOP	41'-0"	X	16'-6"	673.20	1346.40
381	SHOP	41'-0"	X	16'-6"	672.29	1344.58
382	SHOP	21'-3"	X	13'-1½"	277.86	555.72
383	SHOP	21'-3"	X	13'-1½"	277.86	555.72
384	SHOP	21'-3"	X	14'-0"	297.79	595.58
385	SHOP	13'-3"	X	36'-3"	477.37	954.74
386	SHOP	19'-3"	X	33'-6"	642.08	1284.16
387	SHOP	20'-0"	X	31'-3"	623.38	1246.76
	TOTAL				11192.540	22385.080
	TOTAL				148253.680	296507.360

BLOCK WISE

AREA STATEMENT						
IHC INDRAPURAM GHAZIABAD						
GROUND FLOOR						
S. No.	Description	Size			Built Up Area	Super Area
					Sq.ft.	Sq.ft.
BLOCK A						
1	SHOP	18'-9"	X	24'-6"	458.42	916.84
2	SHOP	11'-9"	X	12'-9"	149.80	299.60
3	SHOP	10'-3"	X	13'-0"	135.35	270.70
4	SHOP	37'-6"	X	10'-3"	382.48	764.96
5	SHOP	37'-6"	X	10'-0"	381.57	763.14
6	SHOP	37'-9"	X	10'-3"	382.72	765.44
7	SHOP	37'-9"	X	10'-0"	382.63	765.26
8	SHOP	37'-6"	X	10'-9"	402.85	805.70
9 & 10	SHOP	37'-3"	X	24'-0"	894.96	1789.92
11	SHOP	37'-9"	X	12'-3"	461.28	922.56
12	SHOP	38'-0"	X	9'-9"	370.05	740.10
14	SHOP	38'-0"	X	10'-0"	384.72	769.44
15	SHOP	38'-3"	X	10'-0"	378.26	756.52
16	SHOP	38'-3"	X	10'-3"	393.22	786.44
17	SHOP	38'-3"	X	10'-0"	380.17	760.34
18	SHOP	38'-3"	X	10'-3"	394.41	788.82
19	SHOP	38'-0"	X	9'-6"	360.47	720.94
20	SHOP	38'-0"	X	10'-0"	382.07	764.14
21	SHOP	38'-0"	X	10'-3"	387.17	774.34
21A	SHOP	24'-6"	X	11'-3"	274.62	549.24
22	SHOP	18'-6"	X	12'-0"	220.99	441.98
23	SHOP	23'-9"	X	9'-9"	233.50	467.00
24	SHOP	24'-0"	X	10'-0"	240.42	480.84
25	SHOP	24'-0"	X	10'-6"	252.44	504.88
26	SHOP	24'-0"	X	10'-6"	253.75	507.50
27	SHOP	24'-0"	X	9'-9"	235.18	470.36
28	SHOP	39'-0"	X	9'-9"	378.96	757.92
29	SHOP	39'-0"	X	10'-6"	405.57	811.14
30	SHOP	39'-0"	X	10'-9"	419.79	839.58
31	SHOP	39'-0"	X	9'-9"	386.39	772.78
32	SHOP	39'-0"	X	10'-9"	425.07	850.14
33	SHOP	39'-3"	X	14'-0"	550.44	1100.88
TOTAL BLOCK A					11739.72	23479.44

BLOCK WISE

BLOCK B						
93	SHOP	23'-6"	X	10'-3"	240.56	481.12
94	SHOP	23'-0"	X	10'-3"	235.90	471.80
95	SHOP	19'-0"	X	11'-3"	214.13	428.26
96	SHOP	19'-0"	X	11'-3"	212.94	425.88
97	SHOP	19'-0"	X	15'-6"	290.85	581.70
98	SHOP	18'-9"	X	11'-6"	214.14	428.28
99	SHOP	18'-6"	X	11'-3"	210.62	421.24
100	SHOP	32'-9"	X	11'-0"	360.95	721.90
101	SHOP	32'-9"	X	11'-0"	365.13	730.26
102	SHOP	32'-9"	X	17'-9"	583.68	1167.36
103	SHOP	32'-9"	X	16'-3"	532.09	1064.18
104	SHOP	32'-9"	X	18'-6"	603.80	1207.60
105	SHOP	32'-9"	X	11'-3"	371.20	742.40
106	SHOP	32'-9"	X	11'-3"	373.86	747.72
107	SHOP	14'-0"	X	15'-0"	210.68	421.36
108	SHOP	37'-6"	X	11'-6"	432.55	865.10
109	SHOP	37'-9"	X	10'-3"	384.21	768.42
110	SHOP	37'-9"	X	10'-3"	384.61	769.22
111	SHOP	24'-6"	X	11'-9"	285.81	571.62
112	SHOP	26'-6"	X	12'-0"	319.84	639.68
114	SHOP	17'-3"	X	13'-9"	235.02	470.04
115	SHOP	14'-6"	X	11'-6"	164.44	328.88
116	SHOP	37'-9"	X	12'-0"	454.23	908.46
117	SHOP	37'-9"	X	11'-6"	433.28	866.56
118	SHOP	37'-9"	X	12'-3"	467.75	935.50
119	SHOP	42'-9"	X	12'-3"	521.54	1043.08
120	SHOP	42'-9"	X	12'-3"	523.65	1047.30
121	SHOP	42'-9"	X	13'-3"	564.05	1128.10
122	SHOP	42'-9"	X	14'-0"	598.03	1196.06
123	SHOP	42'-9"	X	14'-0"	602.07	1204.14
124	SHOP	42'-9"	X	14'-6"	614.47	1228.94
125	SHOP	42'-9"	X	12'-0"	506.48	1012.96
126	SHOP	42'-9"	X	12'-0"	508.54	1017.08
127	SHOP	36'-3"	X	12'-3"	449.63	899.26
128	SHOP	36'-3"	X	12'-6"	451.60	903.20
129	SHOP	36'-3"	X	12'-0"	439.58	879.16
130	SHOP	36'-3"	X	12'-3"	444.39	888.78
131	SHOP	25'-9"	X	12'-3"	320.04	640.08
132	SHOP	25'-9"	X	12'-3"	318.70	637.40
133	SHOP	24'-0"	X	10'-3"	245.22	490.44
TOTAL BLOCK B					15690.26	31380.52

BLOCK WISE

BLOCK C						
77	SHOP	17'-6"	X	10'-3"	178.74	357.48
78	SHOP	17'-0"	X	10'-3"	174.63	349.26
79	SHOP	21'-3"	X	16'-6"	349.29	698.58
80	SHOP	32'-9"	X	11'-3"	371.99	743.98
81	SHOP	32'-9"	X	11'-3"	372.02	744.04
82	SHOP	32'-9"	X	11'-3"	372.80	745.60
83	SHOP	32'-9"	X	12'-0"	397.82	795.64
84	SHOP	19'-0"	X	14'-9"	281.94	563.88
85	SHOP	32'-9"	X	11'-9"	385.47	770.94
86	SHOP	32'-9"	X	11'-9"	381.86	763.72
87	SHOP	32'-9"	X	11'-0"	365.79	731.58
88	SHOP	32'-9"	X	11'-0"	362.23	724.46
89	SHOP	19'-6"	X	11'-9"	228.04	456.08
90	SHOP	19'-6"	X	11'-9"	226.78	453.56
91	SHOP	24'-0"	X	10'-3"	245.53	491.06
92	SHOP	24'-6"	X	10'-3"	250.11	500.22
134	SHOP	25'-0"	X	10'-3"	254.61	509.22
135	SHOP	22'-0"	X	13'-1½"	289.52	579.04
136	SHOP	22'-0"	X	12'-6"	275.76	551.52
137	SHOP	39'-6"	X	12'-0"	469.18	938.36
138	SHOP	39'-6"	X	12'-0"	470.70	941.40
139	SHOP	39'-6"	X	12'-6"	491.65	983.30
140	SHOP	39'-6"	X	12'-6"	493.20	986.40
141	SHOP	31'-9"	X	12'-0"	377.04	754.08
142	SHOP	31'-9"	X	11'-6"	364.70	729.40
143	SHOP	39'-6"	X	12'-6"	487.80	975.60
144	SHOP	39'-6"	X	12'-0"	470.19	940.38
145	SHOP	39'-6"	X	12'-0"	470.19	940.38
146	SHOP	39'-6"	X	12'-0"	470.19	940.38
147	SHOP	18'-9"	X	10'-0"	188.49	376.98
148	SHOP	18'-3"	X	10'-3"	186.96	373.92
149	SHOP	18'-0"	X	10'-3"	182.85	365.70
TOTAL BLOCK C					10888.07	21776.14
BLOCK D						
56	SHOP	31'-0"	X	12'-0"	366.14	732.28
57	SHOP	21'-0"	X	16'-9"	352.22	704.44
58	SHOP	21'-0"	X	13'-6"	281.54	563.08
59	SHOP	32'-9"	X	13'-3"	435.35	870.70
60	SHOP	32'-9"	X	20'-6"	672.07	1344.14
61	SHOP	32'-9"	X	18'-9"	612.37	1224.74

BLOCK WISE

62	SHOP	32'-9"	X	13'-9"	447.52	895.04
63	SHOP	32'-9"	X	13'-9"	452.85	905.70
64	SHOP	32'-9"	X	13'-3"	435.43	870.86
65	SHOP	32'-9"	X	13'-6"	447.04	894.08
66	SHOP	32'-9"	X	13'-6"	447.04	894.08
67	SHOP	32'-9"	X	13'-6"	447.04	894.08
68	SHOP	32'-9"	X	13'-6"	447.04	894.08
69	SHOP	32'-9"	X	13'-6"	447.04	894.08
70	SHOP	32'-9"	X	13'-9"	447.56	895.12
71	SHOP	32'-9"	X	14'-0"	459.90	919.80
72	SHOP	20'-3"	X	16'-3"	329.77	659.54
73	SHOP	32'-9"	X	14'-3"	471.31	942.62
74	SHOP	19'-0"	X	13'-6"	253.61	507.22
75	SHOP	19'-0"	X	14'-6"	272.57	545.14
76	SHOP	29'-0"	X	13'-3"	382.25	764.50
150	SHOP	29'-9"	X	12'-0"	353.62	707.24
150 A	SHOP	30'-3"	X	12'-9"	383.13	766.26
151	SHOP	19'-0"	X	16'-3"	307.53	615.06
152	SHOP	19'-0"	X	15'-0"	282.84	565.68
153	SHOP	42'-9"	X	14'-9"	625.71	1251.42
154	SHOP	45'-0"	X	14'-9"	656.40	1312.80
155	SHOP	45'-0"	X	14'-9"	655.45	1310.90
156	SHOP	42'-9"	X	14'-9"	625.71	1251.42
157	SHOP	42'-9"	X	14'-9"	625.71	1251.42
158	SHOP	42'-9"	X	14'-9"	624.44	1248.88
159	SHOP	42'-9"	X	14'-9"	624.44	1248.88
160	SHOP	42'-9"	X	14'-9"	624.44	1248.88
161	SHOP	42'-9"	X	14'-9"	624.44	1248.88
162	SHOP	42'-9"	X	14'-9"	624.44	1248.88
163	SHOP	42'-9"	X	13'-9"	589.83	1179.66
164	SHOP	42'-9"	X	15'-3"	652.85	1305.70
165	SHOP	21'-0"	X	15'-0"	314.45	628.90
166	SHOP	21'-0"	X	20'-9"	438.68	877.36
167	SHOP	20'-3"	X	14'-9"	300.20	600.40
168	SHOP	42'-9"	X	14'-0"	600.18	1200.36
169	SHOP	20'-0"	X	14'-9"	292.15	584.30
170	SHOP	20'-0"	X	17'-6"	349.42	698.84
171	SHOP	31'-9"	X	11'-6"	363.96	727.92
172	SHOP	31'-3"	X	11'-3"	352.74	705.48
TOTAL BLOCK D					20800.42	41600.84

BLOCK WISE

BLOCK A1						
34	SHOP	18'-0"	X	15'-9"	283.00	566.00
35	SHOP	39'-3"	X	15'-3"	598.51	1197.02
36	SHOP	39'-3"	X	10'-6"	408.29	816.58
37	SHOP	39'-3"	X	12'-0"	474.22	948.44
38	SHOP	39'-3"	X	12'-0"	474.22	948.44
39	SHOP	39'-3"	X	12'-0"	474.22	948.44
40	SHOP	39'-6"	X	12'-0"	475.69	951.38
41	SHOP	39'-6"	X	12'-0"	475.69	951.38
42	SHOP	24'-9"	X	12'-3"	303.20	606.40
43	SHOP	24'-9"	X	12'-3"	303.20	606.40
44	SHOP	24'-9"	X	12'-3"	303.20	606.40
45	SHOP	24'-9"	X	17'-3"	426.07	852.14
46	SHOP	24'-6"	X	13'-0"	320.83	641.66
47	SHOP	24'-6"	X	12'-6"	307.71	615.42
48	SHOP	39'-6"	X	11'-6"	453.39	906.78
49	SHOP	39'-6"	X	12'-3"	484.08	968.16
50	SHOP	39'-6"	X	16'-9"	664.81	1329.62
51	SHOP	39'-6"	X	12'-0"	472.78	945.56
52	SHOP	39'-6"	X	10'-9"	422.45	844.90
53	SHOP	35'-9"	X	12'-6"	445.41	890.82
54	SHOP	35'-0"	X	13'-9"	485.53	971.06
55	SHOP	34'-3"	X	13'-3"	451.40	902.80
TOTAL BLOCK A1					9507.90	19015.80
BLOCK E						
234	SHOP	29'-3"	X	12'-6"	367.25	734.50
235	SHOP	29'-3"	X	12'-9"	371.41	742.82
236	SHOP	29'-3"	X	12'-6"	364.20	728.40
237	SHOP	29'-3"	X	13'-1½"	382.31	764.62
238	SHOP	19'-0"	X	12'-0"	226.31	452.62
239	SHOP	18'-9"	X	13'-3"	247.89	495.78
240	SHOP	29'-3"	X	10'-6"	308.55	617.10
241	SHOP	26'-6"	X	18'-6"	490.52	981.04
242	SHOP	19'-9"	X	10'-9"	213.78	427.56
243	SHOP	22'-9"	X	22'-9"	511.31	1022.62
243 A	SHOP	14'-6"	X	14'-0"	202.37	404.74
244	SHOP	22'-9"	X	12'-6"	281.32	562.64
245	SHOP	22'-9"	X	12'-0"	271.49	542.98
246	SHOP	22'-9"	X	12'-0"	272.96	545.92
247	SHOP	22'-9"	X	12'-0"	275.23	550.46
TOTAL BLOCK E					4786.90	9573.80

BLOCK WISE

BLOCK F						
221	SHOP	18'-3"	X	11'-3"	204.90	409.80
222	SHOP	19'-0"	X	17'-6"	268.89	537.78
223	SHOP	25'-9"	X	11'-3"	286.57	573.14
224	SHOP	25'-9"	X	13'-0"	329.64	659.28
225	SHOP	25'-9"	X	11'-3"	287.19	574.38
226	SHOP	25'-9"	X	13'-0"	329.55	659.10
227	SHOP	15'-6"	X	9'-0"	150.39	300.78
228	SHOP	25'-9"	X	12'-3"	341.91	683.82
229	SHOP	25'-9"	X	13'-3"	338.40	676.80
230	SHOP	25'-9"	X	12'-0"	308.01	616.02
231	SHOP	25'-9"	X	13'-0"	331.20	662.40
232	SHOP	25'-9"	X	12'-9"	328.34	656.68
233	SHOP	25'-9"	X	13'-1½"	338.13	676.26
248	SHOP	22'-9"	X	12'-9"	289.69	579.38
249	SHOP	22'-9"	X	12'-6"	284.36	568.72
250	SHOP	22'-9"	X	12'-3"	277.90	555.80
251	SHOP	22'-9"	X	11'-3"	257.08	514.16
252	SHOP	22'-9"	X	12'-9"	289.40	578.80
253	SHOP	22'-9"	X	11'-3"	256.17	512.34
254	SHOP	22'-9"	X	12'-6"	287.46	574.92
255	SHOP	22'-9"	X	10'-9"	248.90	497.80
256	SHOP	22'-9"	X	12'-3"	283.91	567.82
257	SHOP	22'-9"	X	10'-9"	246.15	492.30
258	SHOP	22'-9"	X	12'-3"	284.47	568.94
259	SHOP	22'-9"	X	10'-9"	246.30	492.60
260	SHOP	17'-3"	X	9'-6"	161.99	323.98
261	SHOP	17'-9"	X	13'-9"	243.57	487.14
TOTAL BLOCK F					7500.47	15000.94
BLOCK G						
209	SHOP	19'-3"	X	14'-3"	276.42	552.84
210	SHOP	22'-6"	X	14'-0"	310.78	621.56
211	SHOP	28'-3"	X	15'-0"	425.72	851.44
212	SHOP	28'-3"	X	14'-3"	405.80	811.60
214	SHOP	28'-3"	X	15'-3"	425.65	851.30
215	SHOP	16'-0"	X	14'-3"	225.26	450.52
216	SHOP	28'-6"	X	14'-6"	414.95	829.90
217	SHOP	28'-6"	X	14'-9"	417.71	835.42
218	SHOP	14'-3"	X	10'-9"	152.94	305.88
219	SHOP	14'-3"	X	11'-0"	155.81	311.62
220	SHOP	21'-3"	X	14'-3"	305.53	611.06

BLOCK WISE

262	SHOP	20'-9"	X	11'-3"	234.22	468.44
263	SHOP	20'-3"	X	12'-0"	242.89	485.78
264	SHOP	23'-3"	X	14'-0"	324.39	648.78
265	SHOP	23'-3"	X	14'-0"	325.37	650.74
266	SHOP	23'-3"	X	14'-0"	328.84	657.68
267	SHOP	23'-6"	X	14'-0"	330.21	660.42
268	SHOP	23'-6"	X	14'-3"	334.02	668.04
269	SHOP	23'-6"	X	13'-9"	320.35	640.70
270	SHOP	23'-6"	X	14'-6"	336.87	673.74
271	SHOP	23'-6"	X	13'-9"	346.05	692.10
TOTAL BLOCK G					6639.78	13279.56
BLOCK H						
294	SHOP	22'-9"	X	15'-6"	337.90	675.80
295	SHOP	22'-6"	X	16'-3"	364.24	728.48
296	SHOP	31'-9"	X	10'-9"	346.13	692.26
297	SHOP	31'-9"	X	11'-6"	365.47	730.94
298	SHOP	25'-9"	X	16'-3"	415.25	830.50
299	SHOP	17'-3"	X	15'-9"	272.02	544.04
300	SHOP	31'-0"	X	13'-6"	417.38	834.76
301	SHOP	23'-3"	X	13'-0"	300.07	600.14
302	SHOP	20'-6"	X	12'-9"	260.90	521.80
303	SHOP	21'-0"	X	13'-9"	289.04	578.08
TOTAL BLOCK H					3368.40	6736.80
BLOCK J						
282	SHOP	31'-3"	X	15'-6"	481.49	962.98
283	SHOP	31'-3"	X	9'-3"	287.95	575.90
284	SHOP	31'-3"	X	11'-9"	364.99	729.98
285	SHOP	31'-3"	X	9'-9"	307.20	614.40
286	SHOP	31'-3"	X	11'-3"	350.56	701.12
287	SHOP	15'-0"	X	10'-6"	155.70	311.40
288	SHOP	31'-3"	X	10'-0"	313.43	626.86
289	SHOP	31'-3"	X	11'-9"	367.57	735.14
290	SHOP	31'-3"	X	10'-0"	312.42	624.84
291	SHOP	31'-3"	X	12'-0"	378.54	757.08
292	SHOP	31'-3"	X	10'-6"	353.93	707.86
293	SHOP	31'-3"	X	12'-3"	364.88	729.76
304	SHOP	27'-0"	X	11'-9"	320.13	640.26
305	SHOP	27'-0"	X	9'-9"	261.74	523.48
306	SHOP	27'-0"	X	11'-9"	317.39	634.78
307	SHOP	27'-0"	X	9'-3"	247.38	494.76
308	SHOP	27'-0"	X	11'-0"	299.95	599.90
309	SHOP	27'-0"	X	9'-3"	249.61	499.22

BLOCK WISE

310	SHOP	27'-0"	X	10'-9"	290.67	581.34
311	SHOP	27'-0"	X	9'-0"	243.42	486.84
312	SHOP	27'-0"	X	10'-3"	275.81	551.62
314	SHOP	27'-0"	X	9'-6"	257.54	515.08
315	SHOP	27'-0"	X	10'-9"	289.45	578.90
316	SHOP	27'-0"	X	9'-0"	244.58	489.16
317	SHOP	27'-0"	X	14'-3"	386.93	773.86
TOTAL BLOCK J					7723.26	15446.52
BLOCK K						
272	SHOP	16'-0"	X	11'-3"	179.87	359.74
273	SHOP	19'-0"	X	12'-0"	229.49	458.98
274	SHOP	23'-3"	X	11'-9"	271.49	542.98
275	SHOP	23'-3"	X	14'-0"	323.97	647.94
276	SHOP	23'-6"	X	11'-9"	272.73	545.46
277	SHOP	23'-6"	X	14'-0"	330.15	660.30
278	SHOP	23'-6"	X	11'-6"	269.81	539.62
279	SHOP	23'-6"	X	14'-0"	329.65	659.30
280	SHOP	19'-0"	X	12'-3"	233.10	466.20
281	SHOP	18'-9"	X	11'-3"	212.98	425.96
318	SHOP	18'-3"	X	12'-0"	200.27	400.54
319	SHOP	17'-9"	X	11'-0"	198.02	396.04
320	SHOP	17'-6"	X	12'-9"	223.00	446.00
321	SHOP	35'-0"	X	12'-6"	433.97	867.94
322	SHOP	35'-0"	X	11'-6"	403.18	806.36
323	SHOP	17'-3"	X	17'-3"	302.82	605.64
324	SHOP	35'-0"	X	12'-6"	434.82	869.64
325	SHOP	18'-6"	X	13'-0"	241.26	482.52
326	SHOP	21'-9"	X	11'-0"	236.98	473.96
327	SHOP	24'-9"	X	11'-3"	275.24	550.48
TOTAL BLOCK K					5602.80	11205.60
BLOCK L						
333	SHOP	23'-0"	X	20'-9"	479.71	959.42
334	SHOP	23'-3"	X	21'-0"	487.34	974.68
335	SHOP	32'-9"	X	15'-3"	501.72	1003.44
336	SHOP	32'-9"	X	14'-6"	476.77	953.54
337	SHOP	32'-9"	X	14'-3"	467.84	935.68
338	SHOP	32'-9"	X	15'-6"	545.64	1091.28
339	SHOP	23'-0"	X	15'-6"	287.59	575.18
340	SHOP	29'-0"	X	19'-3"	525.69	1051.38
341	SHOP	22'-9"	X	14'-9"	334.99	669.98

BLOCK WISE

342	SHOP	22'-9"	X	14'-9"	334.99	669.98
343	SHOP	22'-9"	X	16'-9"	383.43	766.86
344	SHOP	22'-9"	X	14'-3"	327.74	655.48
345	SHOP	22'-9"	X	14'-3"	327.74	655.48
346	SHOP	22'-9"	X	13'-9"	309.57	619.14
347	SHOP	47'-3"	X	20'-0"	1053.66	2107.32
348	SHOP	34'-3"	X	16'-6"	559.73	1119.46
349	SHOP	34'-3"	X	16'-0"	548.01	1096.02
350	SHOP	34'-9"	X	11'-9"	409.19	818.38
351	SHOP	36'-0"	X	11'-9"	423.82	847.64
352	SHOP	37'-6"	X	12'-0"	448.30	896.60
353	SHOP	38'-9"	X	11'-9"	453.49	906.98
354	SHOP	40'-0"	X	11'-9"	468.10	936.20
	TOTAL BLOCK L				10155.06	20310.12
BLOCK M						
328	SHOP	22'-9"	X	17'-9"	405.81	811.62
329	SHOP	22'-9"	X	13'-9"	311.53	623.06
330	SHOP	34'-9"	X	13'-6"	468.87	937.74
331	SHOP	22'-9"	X	14'-6"	329.25	658.50
332	SHOP	22'-9"	X	14'-6"	329.50	659.00
355	SHOP	27'-6"	X	12'-0"	331.63	663.26
356	SHOP	26'-9"	X	12'-0"	321.20	642.40
357	SHOP	25'-9"	X	11'-6"	301.18	602.36
358	SHOP	25'-0"	X	11'-6"	291.40	582.80
359	SHOP	24'-3"	X	11'-6"	281.54	563.08
360	SHOP	23'-3"	X	11'-6"	271.85	543.70
361	SHOP	32'-9"	X	11'-6"	379.58	759.16
362	SHOP	27'-0"	X	11'-6"	311.93	623.86
363	SHOP	14'-9"	X	11'-6"	172.72	345.44
364	SHOP	19'-6"	X	11'-6"	227.08	454.16
365	SHOP	24'-3"	X	11'-6"	281.37	562.74
366	SHOP	14'-0"	X	13'-6"	185.85	371.70
367	SHOP	25'-3"	X	12'-0"	303.36	606.72
	TOTAL BLOCK M				5505.65	11011.30
BLOCK N						
201	SHOP	32'-6"	X	14'-6"	468.60	937.20
202	SHOP	32'-3"	X	13'-1½"	423.04	846.08
203	SHOP	31'-9"	X	12'-3"	392.05	784.10
204	SHOP	31'-0"	X	10'-0"	310.60	621.20
205	SHOP	30'-3"	X	10'-0"	301.27	602.54
206	SHOP	29'-3"	X	10'-0"	291.70	583.40
207	SHOP	21'-0"	X	14'-3"	298.10	596.20
208	SHOP	21'-0"	X	13'-0"	272.13	544.26
368	SHOP	40'-9"	X	13'-1½"	535.72	1071.44
369	SHOP	40'-9"	X	13'-1½"	535.72	1071.44
370	SHOP	40'-9"	X	13'-1½"	535.72	1071.44

BLOCK WISE

371	SHOP	40'-9"	X	13'-1½"	535.72	1071.44
372	SHOP	40'-9"	X	13'-1½"	535.72	1071.44
373	SHOP	40'-9"	X	13'-1½"	535.72	1071.44
374	SHOP	41'-0"	X	21'-9"	889.87	1779.74
375	SHOP	41'-0"	X	13'-0"	530.46	1060.92
376	SHOP	41'-0"	X	13'-1½"	538.20	1076.40
377	SHOP	41'-0"	X	13'-6"	551.45	1102.90
378	SHOP	41'-0"	X	17'-6"	719.12	1438.24
379	SHOP	41'-0"	X	19'-9"	807.29	1614.58
380	SHOP	41'-0"	X	16'-6"	673.20	1346.40
381	SHOP	41'-0"	X	16'-6"	672.29	1344.58
382	SHOP	21'-3"	X	13'-1½"	277.86	555.72
383	SHOP	21'-3"	X	13'-1½"	277.86	555.72
384	SHOP	21'-3"	X	14'-0"	297.79	595.58
385	SHOP	13'-3"	X	36'-3"	477.37	954.74
386	SHOP	19'-3"	X	33'-6"	642.08	1284.16
387	SHOP	20'-0"	X	31'-3"	623.38	1246.76
	TOTAL BLOCK N				13950.03	27900.06

BLOCK WISE

BLOCK P						
173	SHOP	38'-6"	X	15'-0"	574.42	1148.84
174	SHOP	38'-3"	X	11'-0"	419.87	839.74
175	SHOP	38'-3"	X	12'-9"	481.78	963.56
176	SHOP	38'-3"	X	9'-6"	366.34	732.68
177	SHOP				371.78	743.56
178	SHOP	33'-9"	X	23'-0"	771.49	1542.98
179	SHOP	34'-0"	X	22'-3"	754.49	1508.98
180	SHOP	34'-6"	X	15'-9"	545.16	1090.32
181	SHOP	34'-9"	X	14'-0"	488.79	977.58
182	SHOP	34'-9"	X	13'-6"	471.93	943.86
183	SHOP	35'-0"	X	15'-6"	540.33	1080.66
184	SHOP	35'-0"	X	12'-3"	425.86	851.72
185	SHOP	35'-0"	X	15'-0"	528.09	1056.18
186	SHOP	35'-0"	X	16'-0"	560.53	1121.06
187	SHOP	35'-0"	X	12'-3"	422.75	845.50
188	SHOP	35'-0"	X	20'-0"	701.98	1403.96
189	SHOP	35'-6"	X	15'-6"	545.40	1090.80
190	SHOP	35'-6"	X	16'-0"	565.77	1131.54
191	SHOP	35'-6"	X	15'-9"	558.24	1116.48
192	SHOP	35'-3"	X	15'-9"	555.48	1110.96
193	SHOP	34'-9"	X	20'-0"	694.09	1388.18
194	SHOP	34'-0"	X	12'-3"	412.97	825.94
195	SHOP	34'-0"	X	16'-0"	540.38	1080.76
196	SHOP	34'-0"	X	15'-0"	507.82	1015.64
197	SHOP	34'-0"	X	13'-0"	446.25	892.50
198	SHOP	34'-3"	X	14'-9"	507.98	1015.96
199	SHOP	16'-0"	X	16'-9"	269.30	538.60
200	SHOP	22'-9"	X	16'-3"	365.69	731.38
	TOTAL BLOCK P				14394.96	28789.92
	TOTAL				148253.680	296507.360