

ZRICKS

ROYAL LEAF 
b h i w a d i



ZRIK



COME EXPERIENCE LUXURY LIVING

ZRICKS.COM





ROYAL LEAF 
b h i w a d i

TRICKS by



LOCATION PLAN





BHIWADI -
THE PLACE
YOU WILL
CALL HOME

ZRICKS

Famously known as the gateway to Rajasthan, Bhiwadi is a fast growing industrial town tipped to be a major metropolis in the coming years. Its close proximity to Delhi makes it a preferred residential suburb with limitless opportunities. Located on the Delhi - Mumbai freight corridor, it has also been a primary choice for multi-national corporations to set up industries for their business operations.

- Located on the main Bhiwadi-Alwar highway and the Expressway to NH 8.
- On a major flyway round about connecting multiple roads and highways.
- 30 minutes drive from Gurgaon and 45 minutes from New Delhi to touch Bhiwadi.
- Proposed metro connectivity and rail connectivity between Gurgaon, Rewari and Bhiwadi.
- Cargo Airport coming up in close proximity.
- Host to many global brands.



**IT'S
A BEAUTIFUL
LIFE**

A well-planned layout with expansive greens and fine facades to give you an experience of spacious living. Beautifully landscaped environment and lush gardens will give you a sense of serenity and peace within your sanctum sanctorum.

INTERIORS



ZRICKS

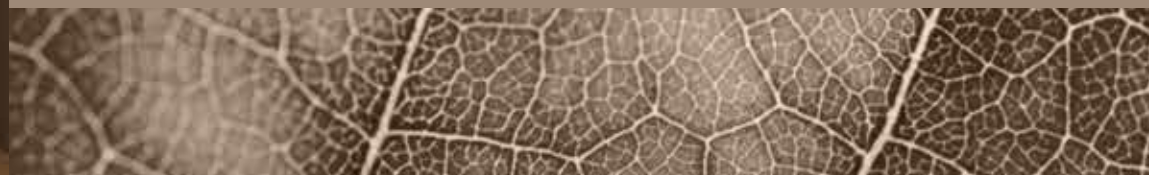
LIVING IT UP

It's a Royal life with beautifully designed living spaces and elaborate, opulent interiors.



ZRICKS

- Superior quality construction
- Spacious room layouts, Vaastu compliant homes
- Maximum natural light and Cross ventilation
- Enchanting views from balcony sit out
- 3 Tier Security with Electronic Surveillance
- In-House Departmental Store
- Water Treatment Plant
- Air Conditioned Visitors Lounge
- Ample Water supply and 24 hrs Power back up
- Ample Covered parking
- Projection system in Living room (optional)



FACILITIES






ZRICKS^{by}

IT'S YOUR HAPPY PLACE

It's like living in a dream world! Entertain yourself and your loved ones with recreational activities without leaving the lively campus grounds. The resort-like facilities will keep you busy and happy all day long.

- State of the art Club House
- Lawn Tennis and Basketball Court
- Squash Court
- Air Conditioned lift lobbies with Guest lounge
- Sky Deck with Roller Skating Rink
- Kids Play area
- Cultivator Gym with Steam/Sauna
- Swimming Pool
- Kids Splash Pool and Play area
- Multi-Cuisine Restaurant
- Party Hall



SKY GARDEN





ZRICKS.COM

ON TOP OF THE WORLD

Soak in the soothing sunset; revel in the large open sundeck and rooftop garden, with gorgeous views of the Aravallis all around. And if that's not enough to do, how about a sun lounge, tennis courts and a skating rink on the rooftop?

Introducing this unique concept of a 'Sky Garden' that optimizes the available space and offers world-class facilities to the privileged few who will call 'Royal Leaf' their home.



FLOOR



ZRICKS.COM



1 Bedroom Apartment
Super Area = 630 sq.ft.

*1 sq.mt = 10.764 sq.ft

PLANS



2 Bedroom Apartment
Super Area = 954 sq.ft.

*1 sq.mt = 10.764 sq.ft

FLOOR



2 Bedroom + Study Apartment
Super Area = 1078 sq.ft.

*1 sq.mt = 10.764 sq.ft

PLANS



3 Bedroom Apartment
Super Area = 1370 sq.ft.

*1 sq.mt = 10.764 sq.ft

Disclaimer:

The floor plans, areas, dimensions and specifications are indicative and are subject to change as decided by the company or by any competent authority. Soft furnishing, cupboards, kitchen cabinets, furniture and gadgets are not part of the offering. This does not constitute a legal offer.

SPECIFICATIONS

FLOORING

WALL/CEILING

DOORS

Living and Dining

Vitrified tiles

Acrylic paint

Hardwood red marandi frame skin door shutters, ss finish hardware

Master Bedroom

Wooden (hdf) laminated/vitrified tiles

Acrylic paint

Hardwood red marandi frame skin door shutters, ss finish hardware

Other Bedrooms/Study

Vitrified tiles

Oil bound distemper

Hardwood red marandi frame skin door shutters, ss finish hardware

Toilets

Inbuilt counter in chinaware wash basin & ceramic tiles

Oil bound distemper ceramic tiles

Hardwood red marandi frame skin door shutters, ss finish hardware

Kitchen

Vitrified tiles

Oil bound distemper, ceramic tiles, granite worktop

Hardwood red marandi frame skin door shutters, ss finish hardware

Balconies

Ceramic tiles



WINDOWS

ELECTRICAL

SANITARY

Upvc glazing

Modular switches, copper wiring in concealed conduit, telephone and tv points

Upvc glazing

Modular switches, copper wiring in concealed conduit, telephone and tv points

Upvc glazing

Modular switches, copper wiring in concealed conduit, telephone and tv points

Upvc glazing

Modular switches, copper wiring in concealed conduit

Chinaware with european wc, co fittings, soap dish, towel rail, looking mirror

Modular switches, copper wiring in concealed conduit

Modular switches, copper wiring in concealed conduit

Disclaimer:

The floor plans, areas, dimensions and specifications are indicative and are subject to change as decided by the company or by any competent authority. Soft furnishing, cupboards, kitchen cabinets, furniture and gadgets are not part of the offering. This does not constitute a legal offer.

ABOUT THE GROUP

Royal Leaf is a dream venture of veteran real estate professionals with more than ten decades of experience put together.

The group is committed to delivering excellent quality and service with the latest in infrastructural advancements:


Royal Global Earthcon Pvt. Ltd. – Known for their high standards for construction and reputation for on-time delivery of luxury real estate projects in South Delhi, the team believes in giving higher returns and having satisfied clients. With plans to expand their real estate horizon in Gurgaon, Bhiwadi and other parts of NCR, the brand will be a prominent market player in the near future.

Jalpa Buildcon Pvt. Ltd. – The team at Jalpa have a thorough knowledge of the real estate trends in the NCR area.

Best known for their marketing insights and project management skills, the team has been associated with the biggest and the best developers, having brought 100 million sq.ft of real estate dreams to life in the NCR market alone.

Atwin Consultants – A well known architectural firm with 25 years of experience to its credit, the team has been associated as consultants with varied projects all across India. From industrial to institutional, from residential to commercial, the group has given shape to more than 25 million sq.ft of build-up area till date.

With the vision to create a landmark living destination in Bhiwadi offering only the best to its clients, the group launches their dream project 'Royal Leaf'.







ROYAL GLOBAL EARTHCON PVT. LTD.
Unit No-15, Tower B-3, Ground Floor, Spaze I Tech Park
Sohna Road, Gurgaon, Haryana
Ph: +91 124 4256711 | E-mail: myhouse@royalleafbhiwadi.com
www.royalleafbhiwadi.com

Disclaimer:

The brochure is purely conceptual and not a legal document. The company reserves the right to add, delete or alter any details and/or specifications. Images shown in this brochure are for representation purpose only.