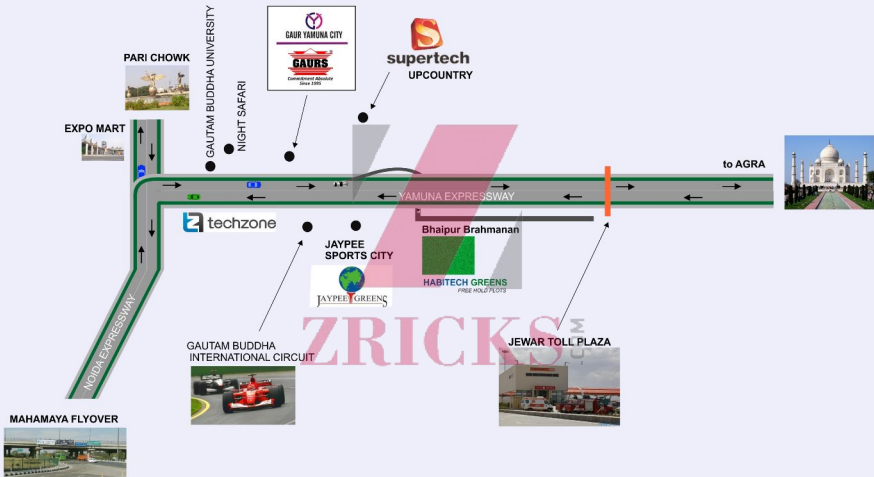




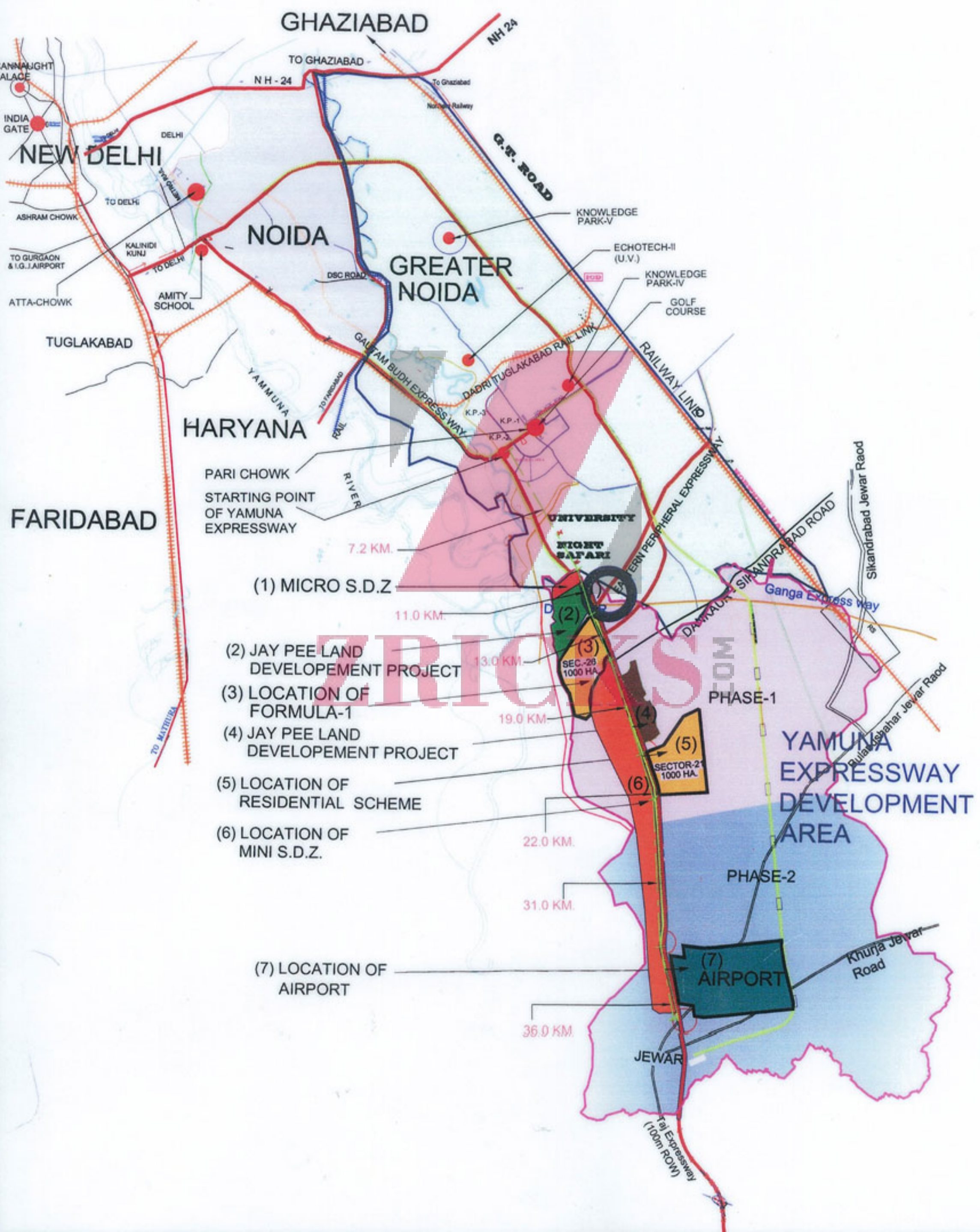
ZRICKS.COM





# NOIDA - GREATER NOIDA YAMUNA EXPRESS WAY

## KEY PLAN

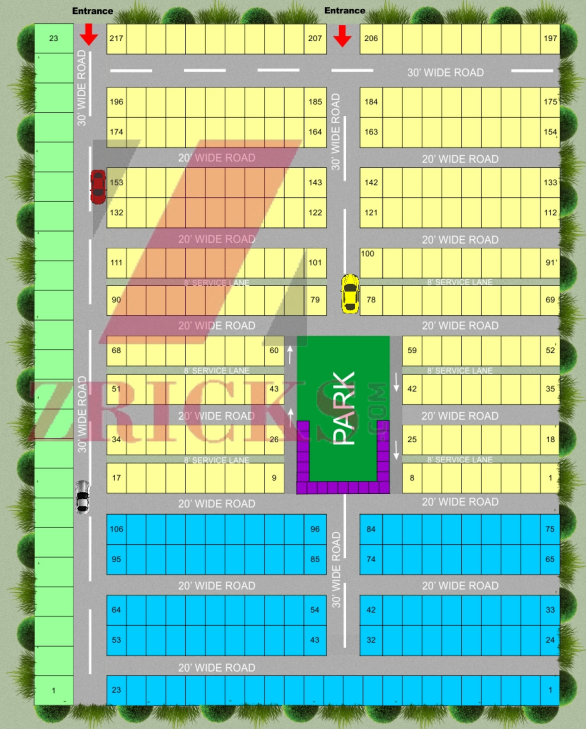




YAMUNA EXPRESSWAY

← DELHI

AGRA →



**AREA LEGEND**

- A. 66.66 Sq. Yards (20' X 30')
- B. 100 Sq. Yards (20' X 45')
- C. 200 Sq. Yards (40' X 45')
- D. Commercial (SHOP)

## Specifications

### Wall finish

Internal - Living/dining : Painted in pleasing shades of oil bound distemper paint

Servant room : White washed walls

External : Combination of stone & textured paint finish

### Floorings

Living/dining : Vitrified tiles with wooden skirting

Bedrooms : Laminated wooden flooring

Servant's room : Ceramic tiles

### Kitchen

Flooring : Ceramic tiles

Dado : Ceramic tiles above working platform, rest is oil bound distemper paint

Platform : Granite counter with stainless steel sink, drain board and CP fittings

### Toilets

Dado : Select ceramic tiles up to 7 ft. high

Flooring : Ceramic tiles/ granite/ marble

Fittings : Granite/marble counter, white sanitary fixtures with CP fittings

### Internal Doors

Seasoned hardwood frames with European style moulded shutters

### Electrical

Conduit copper electrical wiring for all light and power points

## Facilities

100% power back up • 24 x 7 security **Green area:** Water bodies • Kids play areas • Jogging and walking tracks • Sitting areas • Multi purpose lawn • Main event lawn **Building:** Sufficient car parking facility per apartment • Earthquake resistant RCC framed construction

Note: Perspective view, floor plans, finishes, specifications, facilities and amenities are tentative in nature and are subject to revision without prior notice.