

Located in one of the most happening neighbourhoods of Ahmedabad, Gala Magnus has all the ingredients to boost your growth story.

Grand road facing shops.

Every shop gets a grand road facing, full height façade. It results in optimum natural light and provides an opportunity to create innovative display areas, perfect for attracting customers. Gala Magnus features showrooms and offices on Ground + 4 floors, ranging between 345 sq. ft. to 1150 sq. ft. Choose any, get noticed.



PHILIPS
ACTIVITY CENTER

Vaio Center

Sigma Edu care

Ponte
ACTIVE CENTER

NEXTI
THE BEST DEAL

NEW CONN.
LIVING SOLUTIONS

Tech Pacifica
LIVING IN TECHNOLOGY

IL-Labs
LIFE IN LABS

PROVOQUE
OF THE EDGE

adidas
SPORTSWEAR

Calvin Klein

Ree-Book
The Best of Life

Jeager

JOHN PLAYERS

The-place
THE SEASIDE STORE

New Clouth

NEW CONN.

OXBOW

ONE CLICK

OPPOSITE SERIES

New Point

Gurukul

Pure Colors

Life is Active

The majestic, imposing presence.

Gala Magnus is a masterpiece of modern architecture. Its tall stance and full glass windows make it aptly clear that it's a landmark in the making.

As you grow,
your office will too.

Nothing can accommodate growing needs
of your business like Gala Magnus.

Gala Magnus offers flexible
office spaces and showrooms, along with
separate entry and exit points.
Whatever your business, here you will
find an office that's just perfect for you.

Office Spaces: 345 sq. ft. to 1125 sq. ft.
Showrooms: 775 sq. ft. to 1150 sq. ft.



PHILIPS
Vaio Center



Sigma Edu care
Ponte



NEXTI
NEW CONN
Tech Pacifica
IL-Labs
PROVOGUE
addidas



Calvin Klein
Ree-Book
Jeager
JOHN PLAYERS
The place
New Clouth



New CONN
OXBOW
ONE CLICK
OXFORD ONLINE SERVICES

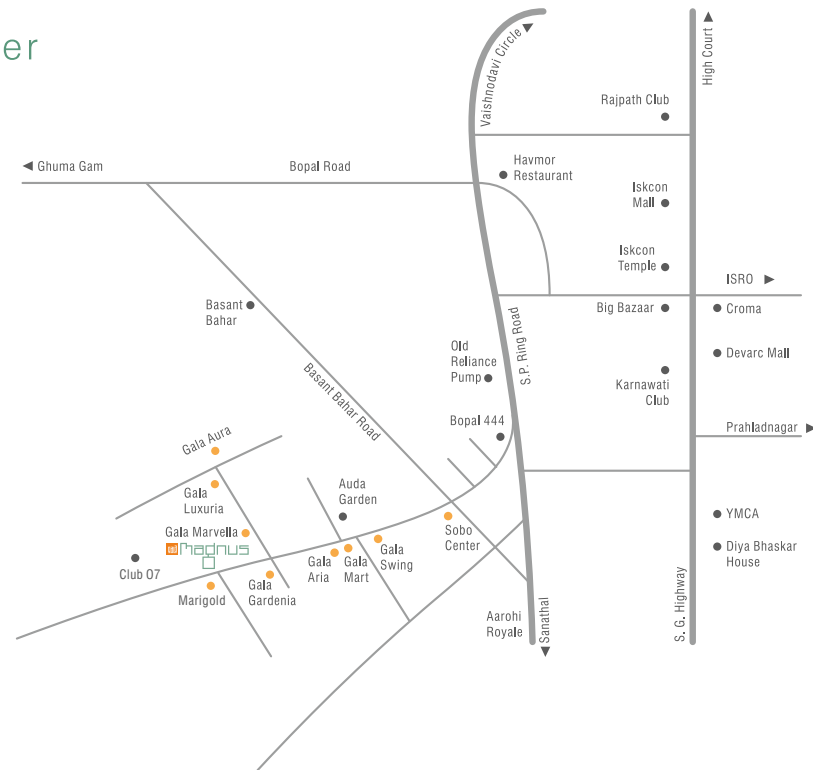


New Point
Gurukul
Pete Ocean
Kids'n Action



The most important growth driver – location.

SoBo has seen great development in the recent years and is now one of the most sought after localities to live, work and enjoy life. Gala Magnus taps into this harmony to give you a workplace that's surrounded by captive customers, has all positive vibes and also enjoys great connectivity. Your growth story can't begin on a greater note!



FLOOR PLANS



GROUND FLOOR PLAN

Shop No.	Dimension (Ft.)	Saleable Area
1	40' X 14'	960
2	18'-11" X 40'	1030
3	35'-7" X 12'	715
4	35'-7" X 11'	650
5	10'-4" X 7'-6"	130
6	10'-4" X 7'	120
7	10'-4" X 7'-10"	135
8	26'-5" X 11'	485
9	26'-5" X 10'-7"	465
10	26'-5" X 10'-7"	465
11	26'-5" X 10'-7"	465
12	26'-5" X 10'-7"	465
13	26'-5" X 10'-7"	465
14	26'-5" X 10'-7"	465
15	28'-10" X 16'-1"	760

Shop No.	Dimension (Ft.)	Saleable Area
16	39'-10" X 10'-8"	690
17	36'-4" X 12'-11"	775
18	36'-4" X 12'-11"	775
19	36'-4" X 12'-11"	775
20	36'-4" X 12'-11"	775
21	36'-4" X 12'-11"	775
22	36'-4" X 12'-11"	775
23	39'-10" X 10'-8"	720
24	24'-7" X 16'-1"	650
25	26'-5" X 10'-7"	465
26	26'-5" X 10'-7"	465
27	26'-5" X 10'-7"	465
28	26'-5" X 10'-7"	465
29	26'-5" X 10'-7"	465
30	26'-5" X 10'-7"	465

Shop No.	Dimension (Ft.)	Saleable Area
31	26'-5" X 10'-7"	465
32	30'-7" X 11'	620
33	30'-7" X 12'	600
34	40' X 20'-5"	1145
35	40' X 15'-3"	1005
36	40' X 15'-3"	1010
37	40' X 15'-3"	1005
38	37'-2" X 12'	750
39	37'-2" X 11'	685
40	49'-6" X 15'-7"	1010
41	49'-6" X 12'	990



FIRST FLOOR PLAN

Shop No.	Dimension (Ft.)	Saleable Area
101	39'-8" X 14'	965
102	32'-11" X 18'-11"	815
103	28'-7" X 12'	575
104	11' X 28'-7"	520
105	19'-5" X 11'	355
106	19'-5" X 10'-7"	345
107	19'-5" X 10'-7"	345
108	19'-5" X 10'-7"	345
109	19'-5" X 10'-7"	345
110	19'-5" X 10'-7"	345
111	19'-5" X 10'-7"	345
112	28'-6" X 16'-6"	755
113	40'-3" X 12'-11"	870
114	40'-3" X 12'-11"	870
115	40'-3" X 12'-11"	870

Shop No.	Dimension (Ft.)	Saleable Area
116	40'-3" X 12'-11"	870
117	40'-3" X 12'-11"	870
118	40'-3" X 12'-11"	870
119	16'-6" X 24'-3"	645
120	19'-5" X 10'-7"	345
121	19'-5" X 10'-7"	345
122	19'-5" X 10'-7"	345
123	19'-5" X 10'-7"	345
124	19'-5" X 10'-7"	345
125	19'-5" X 10'-7"	345
126	19'-5" X 10'-7"	345
127	23'-7" X 11'	490
128	23'-7" X 12'	455
129	20'-5" X 32'-11"	910
130	15'-3" X 32'-11"	835

Shop No.	Dimension (Ft.)	Saleable Area
131	15'-3" X 32'-11"	840
132	15'-3" X 32'-11"	830
133	29'-10" X 12'	610
134	29'-10" X 11'	555
135	42'-2" X 15'-7"	880
136	12' X 49'-2"	985



SECOND FLOOR PLAN

Shop No.	Dimension (Ft.)	Saleable Area
201	39'-8" X 14'	965
202	32'-11" X 18'-11"	1030
203	28'-7" X 12'	575
204	28'-7" X 11'	520
205	19'-5" X 11'	360
Terrace	23'-1" X 17'	373
206	19'-5" X 10'-7"	345
207	19'-5" X 10'-7"	345
208	19'-5" X 10'-7"	345
209	19'-5" X 10'-7"	345
210	19'-5" X 10'-7"	345
211	19'-5" X 10'-7"	345
212	28'-6" X 16'-6"	755
213	40'-3" X 12'-11"	870
214	40'-3" X 12'-11"	870

Shop No.	Dimension (Ft.)	Saleable Area
215	40'-3" X 12'-11"	870
216	40'-3" X 12'-11"	870
217	40'-3" X 12'-11"	870
218	40'-3" X 12'-11"	870
219	24'-3" X 16'-6"	645
220	19'-5" X 10'-7"	345
221	19'-5" X 10'-7"	345
222	19'-5" X 10'-7"	345
223	19'-5" X 10'-7"	345
224	19'-5" X 10'-7"	345
225	19'-5" X 10'-7"	345
226	19'-5" X 10'-7"	345
227	23'-7" X 11'	500
228	23'-7" X 12'	455
229	20'-5" X 32'-11"	1125

Shop No.	Dimension (Ft.)	Saleable Area
230	32'-11" X 15'-3"	835
231	32'-11" X 15'-3"	840
232	32'-11" X 15'-3"	835
233	29'-10" X 12'	610
234	29'-10" X 11'	565
Terrace	11'-7" X 4'-3"	48
235	29'-10" X 11'	550
Terrace	11' X 11'-7"	127
236	36'-10" X 12'-5"	745
Terrace	12' X 11'-7"	139

The developer reserves the right to change or revise or make any modifications, additions, omissions or alterations in the scheme as a whole or any part thereof or any details therein, at their sole discretion without any prior notice. Such changes would be binding to all the members. All the architectural and interior views in the brochure are computer graphics simulated interpretation of the actual property. All the dimensions given herein are approximate and unfinished. This brochure is just for an easy presentation of the project and should not be treated as a legal document.



THIRD FLOOR PLAN

Shop No.	Dimension (Ft.)	Saleable Area
301	39'-8" X 14'	965
302	32'-11" X 18'-11"	1030
303	28'-7" X 12'	575
304	28'-7" X 11'	520
305	19'-5" X 11'	355
306	19'-5" X 10'-7"	345
307	19'-5" X 10'-7"	345
308	19'-5" X 10'-7"	345
309	19'-5" X 10'-7"	345
310	19'-5" X 10'-7"	345
311	19'-5" X 10'-7"	345
312	28'-6" X 16'-6"	755
313	40'-3" X 12'-11"	870
314	40'-3" X 12'-11"	870
315	40'-3" X 12'-11"	870

Shop No.	Dimension (Ft.)	Saleable Area
316	40'-3" X 12'-11"	870
317	40'-3" X 12'-11"	870
318	40'-3" X 12'-11"	870
319	24'-3" X 16'-6"	645
320	19'-5" X 10'-7"	345
321	19'-5" X 10'-7"	345
322	19'-5" X 10'-7"	345
323	19'-5" X 10'-7"	345
324	19'-5" X 10'-7"	345
325	19'-5" X 10'-7"	345
326	19'-5" X 10'-7"	345
327	23'-7" X 11'	500
328	23'-7" X 12'	455
329	32'-11" X 20'-3"	1125
330	32'-11" X 15'-3"	835

Shop No.	Dimension (Ft.)	Saleable Area
331	32'-11" X 15'-3"	840
332	32'-11" X 15'-3"	835
333	29'-10" X 12'	610
334	29'-10" X 11'	565
335	29'-10" X 11'	550
336	36'-10" X 12'-5"	745






FOURTH FLOOR PLAN

Shop No.	Dimension (Ft.)	Saleable Area
401	39'-8" X 14'	965
402	32'-11" X 18'-11"	1030
403	28'-7" X 12'	575
404	28'-7" X 11'	520
405	19'-5" X 11'	355
406	19'-5" X 10'-7"	345
407	19'-5" X 10'-7"	345
408	19'-5" X 11'-2"	365
Terrace	18'-8" X 10'-1"	190
409	19'-5" X 11'-3"	365
Terrace	18'-8" X 9'-11"	185
410	28'-6" X 16'-6"	755
411	40'-3" X 12'-11"	870
412	40'-3" X 12'-11"	870
413	40'-3" X 12'-11"	870

Shop No.	Dimension (Ft.)	Saleable Area
414	40'-3" X 12'-11"	870
415	40'-3" X 12'-11"	870
416	40'-3" X 12'-11"	870
417	24'-3" X 16'-6"	645
418	19'-5" X 10'-7"	345
Terrace	18'-8" X 10'-6"	195
419	19'-5" X 11'-2"	365
Terrace	18'-8" X 10'-1"	190
420	19'-5" X 10'-7"	345
421	19'-5" X 10'-7"	345
422	19'-5" X 10'-7"	345
423	23'-7" X 11'	500
424	23'-7" X 12'	455
425	32'-11" X 20'-5"	1125
426	32'-11" X 15'-3"	835

Shop No.	Dimension (Ft.)	Saleable Area
427	32'-11" X 15'-3"	840
428	32'-11" X 15'-3"	835
429	29'-10" X 12'	610
430	29'-10" X 11'	565
431	29'-10" X 11'	550
432	36'-10" X 12'-5"	745



Gala Group: 9th Floor, Safal Profitaire, Corporate Road, Opp Auda Garden, Prahalad Nagar, Ahmedabad 380 015
Site Address: Gala Magnus, Opposite Gala Gardenia, Off SP Ring Road, South Bopal (SoBo), Ahmedabad 380 058
Phone: +91 8141680000 | 8141670000 | Email: perfection@galainfra.com | www.galainfra.com   

The developer reserves the right to change or revise or make any modifications, additions, omissions or alterations in the scheme as a whole or any part thereof or any details therein, at their sole discretion without any prior notice. Such changes would be binding to all the members. All the architectural and interior views in the brochure are computer graphics simulated interpretation of the actual property. All the dimensions given herein are approximate and unfinished. This brochure is just for an easy presentation of the project and should not be treated as a legal document.