



VAISHNAVI
SERENE



















TYPE 11 - EAST FACING UNIT



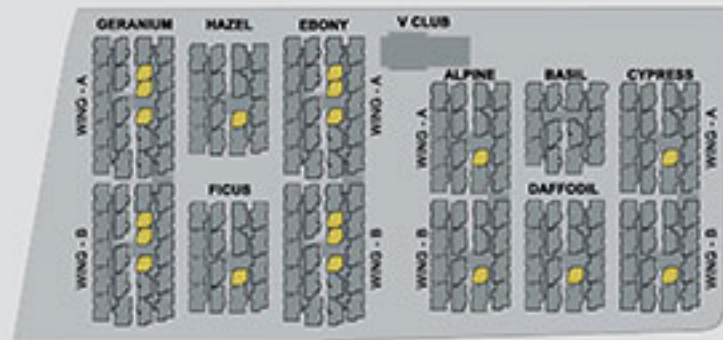
VAISHNAVI SERENE

Yelahanka, Bengaluru

TYPICAL FLOOR PLAN

Carpet area		Built-up area		Super built-up area	
Sq. mt.	Sq. ft.	Sq. mt.	Sq. ft.	Sq. mt.	Sq. ft.
41.80	450	48.14	518	58.99	635
41.80	450	48.14	518	59.46	640

1 Sq. mt. = 10.764 Sq. ft.



KEY PLAN - MASTER PLAN



TYPE 9 - WEST FACING UNIT

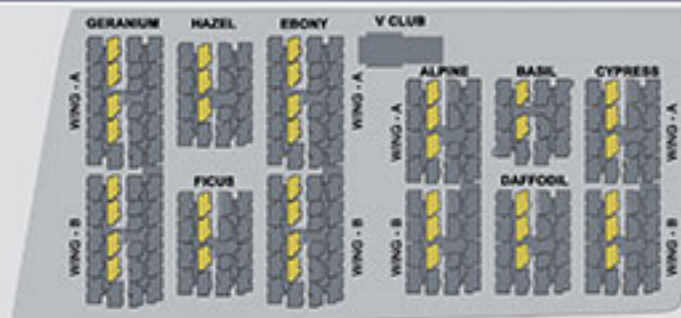
VAISHNAVI SERENE

Yelahanka, Bengaluru

TYPICAL FLOOR PLAN

Carpet area		Built-up area		Super built-up area	
Sq. mt.	Sq. ft.	Sq. mt.	Sq. ft.	Sq. mt.	Sq. ft.
59.86	644	67.94	731	83.61	900

1 Sq. mt = 10.764 Sq. ft.



KEY PLAN - MASTER PLAN

TYPE 8 - EAST FACING UNIT

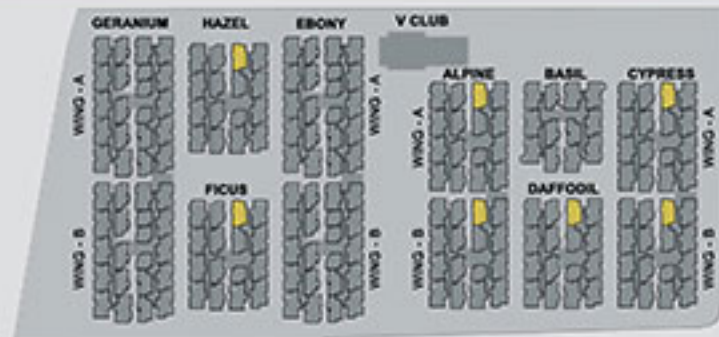
VAISHNAVI SERENE

Yelahanka, Bengaluru

TYPICAL FLOOR PLAN

Carpet area		Built-up area		Super built-up area	
Sq. mt.	Sq. ft.	Sq. mt.	Sq. ft.	Sq. mt.	Sq. ft.
60.16	648	71.79	773	88.26	950

1 Sq. mt. = 10.764 Sq. ft.



KEY PLAN MASTER PLAN

TYPE 4 - WEST FACING UNIT



VAISHNAVI SERENE

Yelahanka, Bengaluru

TYPICAL FLOOR PLAN

Carpet area		Built-up area		Super built-up area	
Sq. mt.	Sq. ft.	Sq. mt.	Sq. ft.	Sq. mt.	Sq. ft.
71.94	774	80.42	866	98.48	1060

1 Sq. mt. = 10.764 Sq. ft.



KEY PLAN - MASTER PLAN



TYPE 2 - EAST FACING UNIT

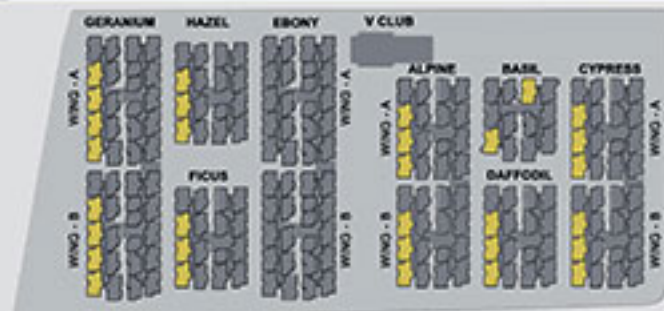
VAISHNAVI SERENE

Yelahanka, Bengaluru

TYPICAL FLOOR PLAN

Carpet area		Built-up area		Super built-up area	
Sq. mt.	Sq. ft.	Sq. mt.	Sq. ft.	Sq. mt.	Sq. ft.
72.23	777	84.61	911	103.87	1118

1 Sq. mt. = 10.764 Sq. ft.



KEY PLAN - MASTER PLAN



VAISHNAVI SERENE
Yelahanka, Bangalore

YELAHANKA

YELAHANKA JUNCTION

YELAHANKA NEW TOWN



Artistic representation of the location map.



This is an artistic impression of the master plan. Not to scale.

MASTER PLAN

LEGEND

GENERAL:-

- 1 ARRIVAL PLAZA
- 2 DROP OFF AREA
- 3 RAMP
- 4 TRANSFORMER YARD

HEALTH AND FITNESS:-

- 5 TENNIS COURT
- 6 BASKETBALL HALFCOURT
- 7 VOLLEYBALL
- 8 OUTDOOR GYM
- 9 CRICKET PRACTICE NETS
- 10 FIVE-A-SIDE SOCCER
- 11 JOGGING TRACK

FOR CHILDREN:-

- 12 KID'S POOL
- 13 NANNY'S CORNER
- 14 CHILDREN'S PLAY AREA (2 NOS)
- 15 COGNITIVE PLAY AREAS
- 16 SKATING RINK

FOR THE COMMUNITY:-

- 17 SWIMMING POOL
- 18 COMMUNITY/FESTIVE LAWNS
- 19 AMPHITHEATRE
- 20 YOGA LAWNS
- 21 OUTDOOR PARTY SPACE
- 22 TREE PLAZA (GATHERING SPACE)
- 23 VEGETABLE/HERBAL GARDEN

FOR SENIOR CITIZENS:-

- 24 FLEA MARKET PLACE/SANTHE LEISURE PAVILIONS
- 26 REFLEXOLOGY PATHWAY
- 27 YOGA/MEDITATION ZONE
- 28 CENTRAL PLAZA



