





Landscape area





North side Landscaping

















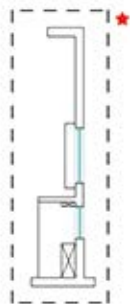
# Block -1

1 2 3 4

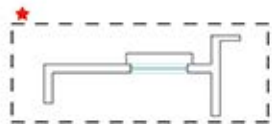
Flat Area (in Sft) 2780 | 2780 | 2780 | 2780



**W. F**  
**2160 sft**








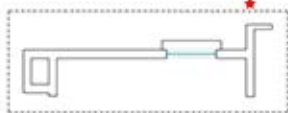
# W. F

## 1835 sft



72" WIDE CORRIDOR

**W. F**  
**1740 sft**





**W. F**  
**1275 sft**



## Legend

1. Entrance / Exit
2. Entrance Court with Grand Parking
3. Entry / Exit Ramps for basement
4. Central lawn & lawns / Landscaping
5. Tennis Court
6. Cricket Net
7. Basket Ball Court
8. Gas Bank
9. Transformer Yard
10. Kids Play Area
11. Amphitheater
12. Party lawn Area with Mound
13. Jogging Track
14. Internal Driveway
15. Swimming Pool
16. Club House



## Project Highlights

**LAND AREA**  
6.7 ACRES

**NO. OF BLOCKS**  
4

**NO OF FLOORS**  
26

**NO OF FLATS**  
650

**FLATS SIZE (in sq ft)**  
2BHK - 1275  
3BHK - 1740, 1835, 2160 & 2780

**PARKING**  
3 Levels

**CLUBHOUSE/AMENITIES**  
37,000 sq ft

**OPEN AREA**  
80%





Particulars	Details
Living/Dining Flooring	Tiles
Bedrooms Flooring	Tiles
Wall Ceiling Finish	Oil Bound Distemper / Colour Wash
Toilets Wall Finish	Tiles up to 5' Oil Bound Distemper / Colour Wash
Toilets Flooring	Tiles
Kitchen Flooring	Tiles
Platform	Marble
Kitchen Wall Finish	Tiles up to 2 feet high above Marble counter & Oil bound distemper / Colour Wash in balance area
Others	Single Bowl Stainless Steel Sink
Balcony Flooring	Tiles
Window	MS Z-Section & Glass / Alu Steel & Glass
Door Frame / Doors	Hardwood / M.S / Fiber Door frames with Flush Door / Skin Door / Fiber Door
Common Area Flooring	Marble / Pavers
Lift Lobby	Marble / Tiles
Chinaware	Standard Fitting
C.P Fittings	Standard Fitting
Electrical	ISI marked products for wiring, switches and Circuits
Security	Gated Complex