



















Typical Floor Plan 2A



Typical Floor Plan 2B



Bedroom
12'3"x9'3"

Toilet
8'6"x4'4"

Toilet
7'3"x4'3"

Dining
8'11"x8'6"

Living Room
10'1"x16'1"

Bedroom
9'4"x12'1"


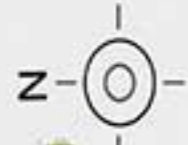
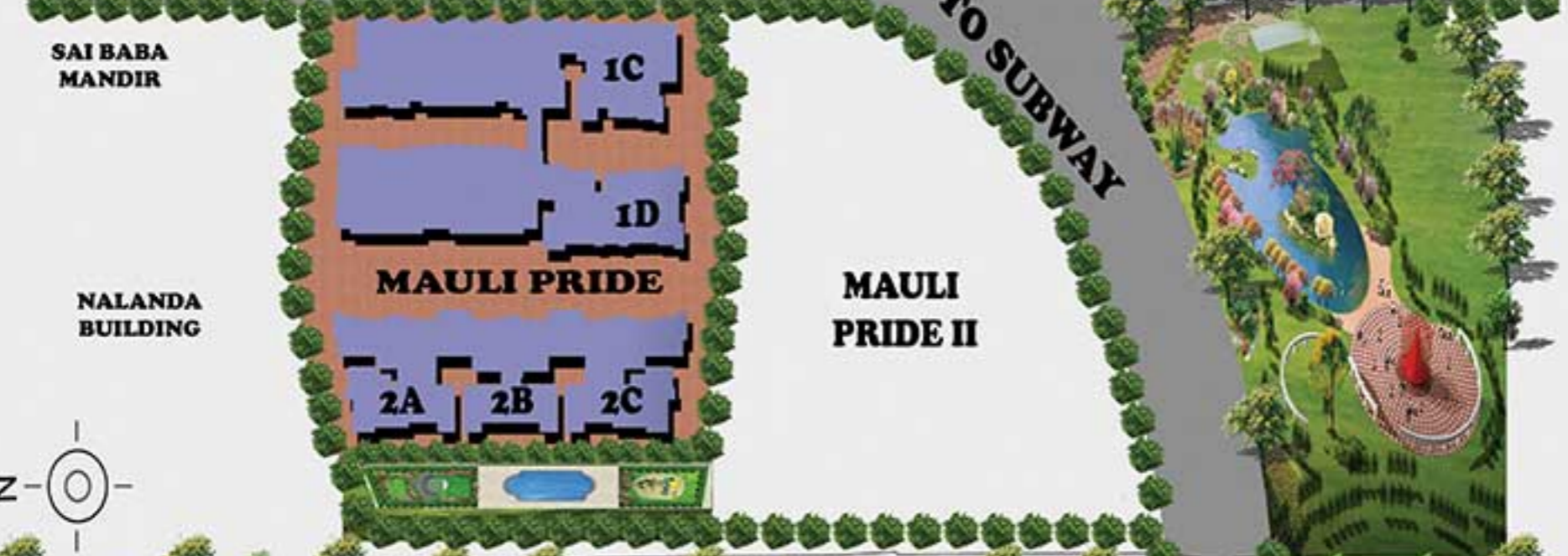
Kitchen
8'5"x8'11"

Exclusively on Housing

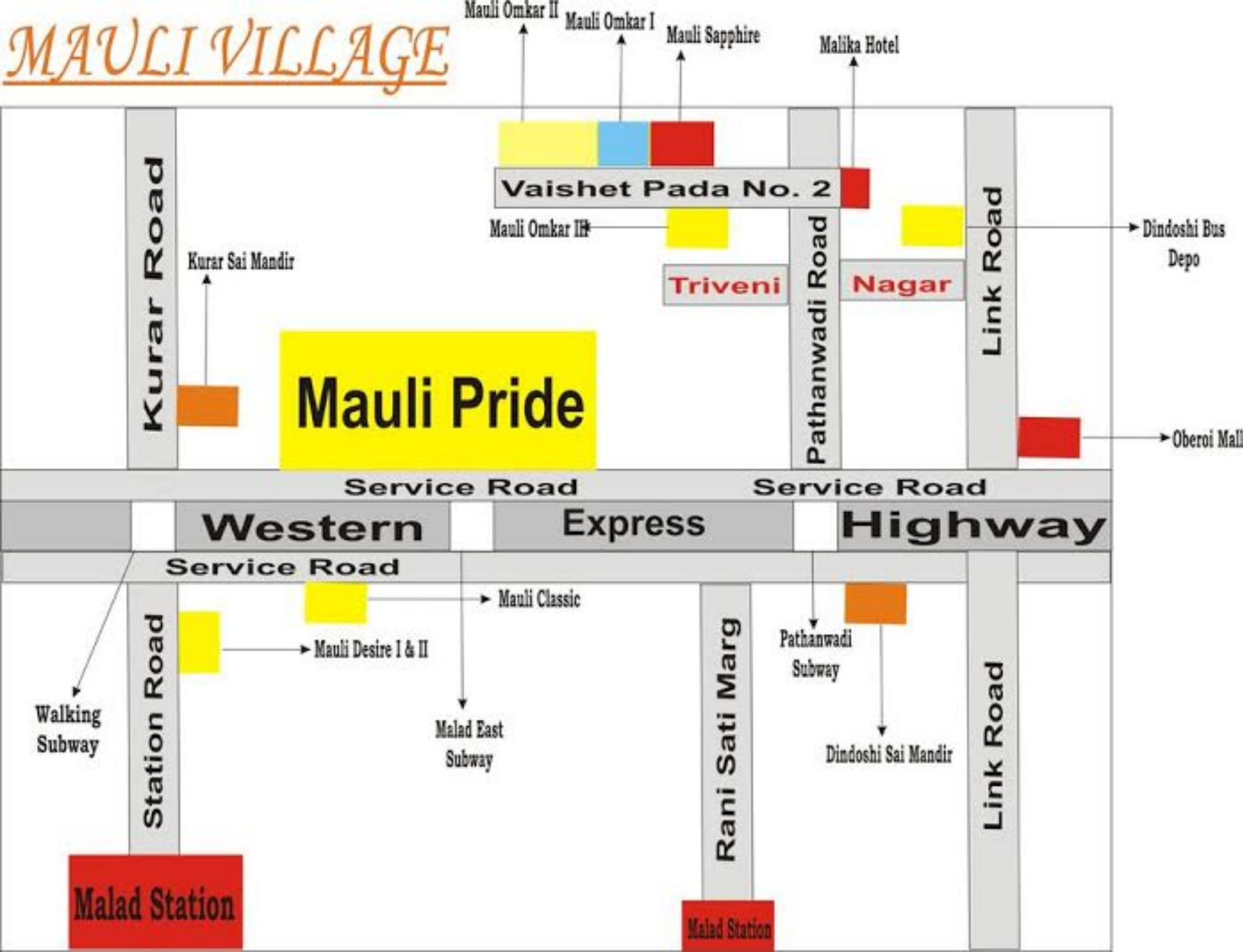




D P ROAD



MAULI VILLAGE



Particulars	Details
Living/Dining Flooring	Tiles
Bedrooms Flooring	Tiles
Wall Ceiling Finish	Oil Bound Distemper / Colour Wash
Toilets Wall Finish	Tiles up to 5' Oil Bound Distemper / Colour Wash
Toilets Flooring	Tiles
Kitchen Flooring	Tiles
Platform	Marble
Kitchen Wall Finish	Tiles up to 2 feet high above Marble counter & Oil bound distemper / Colour Wash in balance area
Others	Single Bowl Stainless Steel Sink
Balcony Flooring	Tiles
Window	MS Z-Section & Glass / Alu Steel & Glass
Door Frame / Doors	Hardwood / M.S / Fiber Door frames with Flush Door / Skin Door / Fiber Door
Common Area Flooring	Marble / Pavers
Lift Lobby	Marble / Tiles
Chinaware	Standard Fitting
C.P Fittings	Standard Fitting
Electrical	ISI marked products for wiring, switches and Circuits
Security	Gated Complex