



Photographs on this website is being used for illustrative purposes only



Photographs on this website is being used for illustrative purposes only



Photographs on this website is being used for illustrative purposes only



Photographs on this website is being used for illustrative purposes only



Photographs on this website is being used for illustrative purposes only







2 BHK DUPLEX VILLA WITH POOL | WEST FACING | 125 SQ. YRDS - 18'.9" X 60'



GROUND FLOOR



FIRST FLOOR



TERRACE

TOTAL BUA	TERRACE AREA	LANDSCAPE AREA	POOL AREA	TOTAL AREA
985 SQ. FT.	530 SQ. FT.	410 SQ. FT.	135 SQ. FT.	2060 SQ. FT.



2 BHK DUPLEX VILLA WITH POOL | EAST FACING | 125 SQ. YRDS - 18'.9" X 60'



GROUND FLOOR

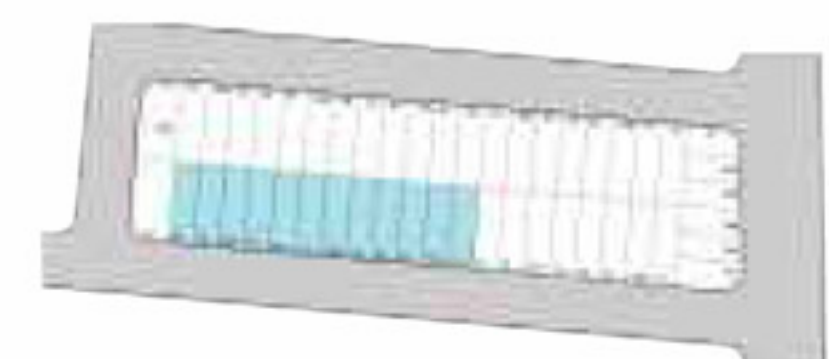


FIRST FLOOR



TERRACE

TOTAL BUA	TERRACE AREA	LANDSCAPE AREA	POOL AREA	TOTAL AREA
985 SQ. FT.	530 SQ. FT.	410 SQ. FT.	135 SQ. FT.	2060 SQ. FT.





GROUND FLOOR



FIRST FLOOR



TERRACE

TOTAL BUA

1191 SQ. FT.

TERRACE AREA


615 SQ. FT.

LANDSCAPE AREA

550 SQ. FT.

TOTAL AREA

2356 SQ. FT.



3 BHK DUPLEX VILLA WITH PRIVATE GARDEN | EAST FACING | 125 SQ. YRDS - 18'.9" X 60'



GROUND FLOOR



FIRST FLOOR



TERRACE

TOTAL BUA

1191 SQ. FT.

TERRACE AREA

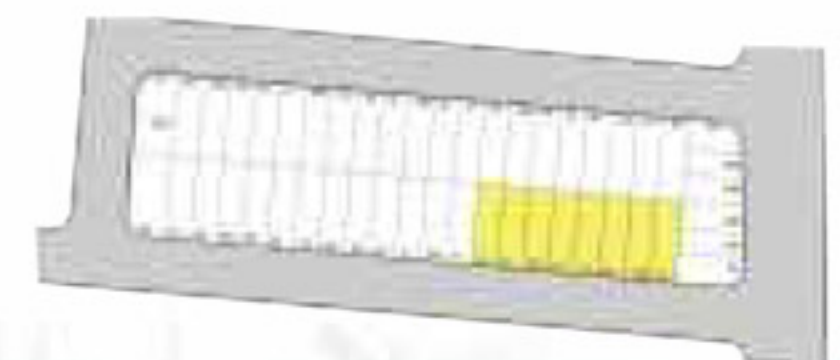
615 SQ. FT.

LANDSCAPE AREA

550 SQ. FT.

TOTAL AREA

2356 SQ. FT.





ROAD 100' WIDE

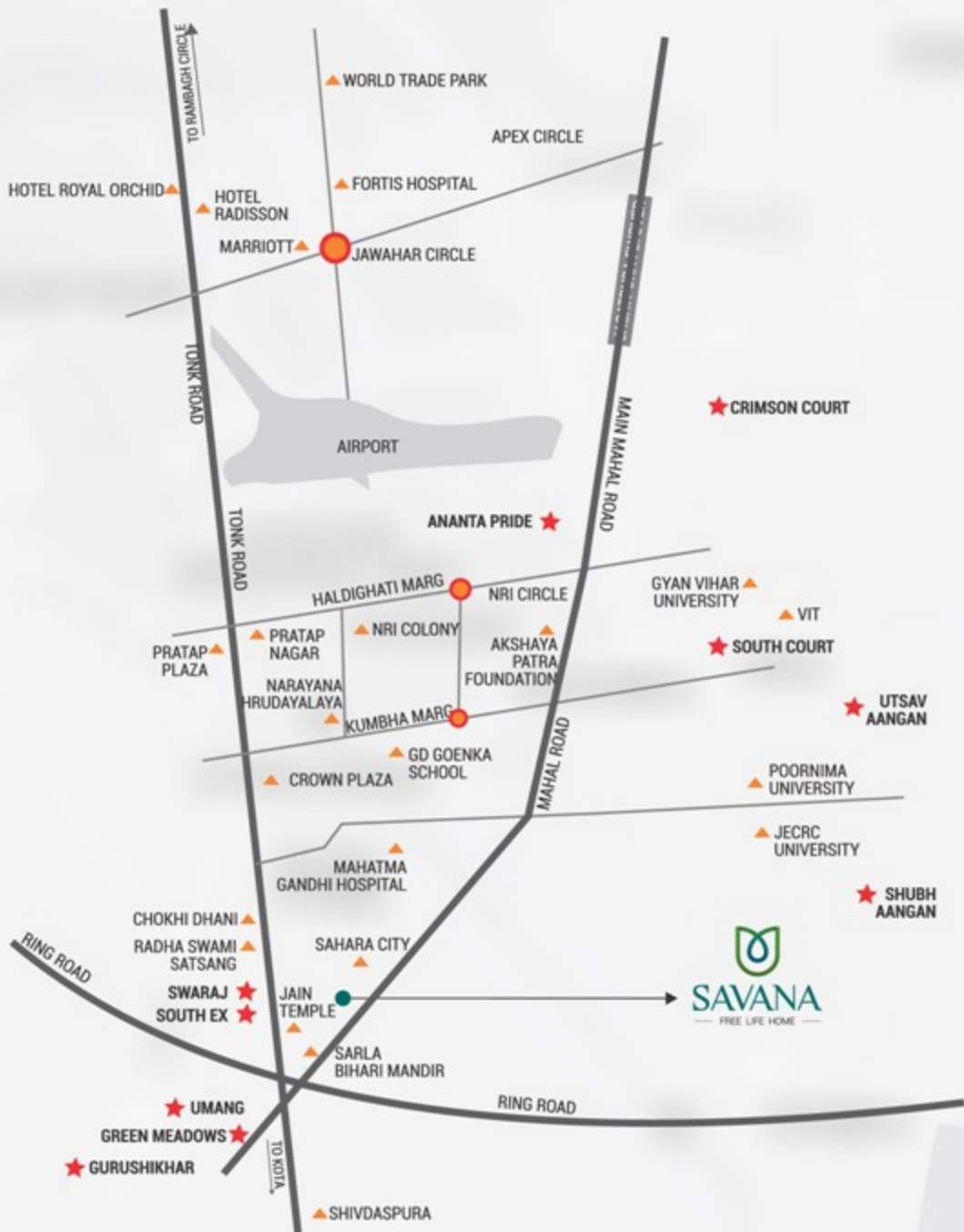
ROAD 100' WIDE

ROAD 100' WIDE

EXISTING ROAD 40' WIDE

MASTER PLAN





SITE ADDRESS: ON TONK ROAD OPP. RADHASWAMI SATSANG

GOOGLE COORDINATES: 26°44'26.8"N, 75°52'16.3"E